



THE UNIVERSITY OF ARIZONA  
CAPITAL IMPROVEMENT PLAN  
FY 2026 - 2029





**CAPITAL IMPROVEMENT PLAN  
FISCAL YEARS 2026-2029**

Submitted to the  
ARIZONA BOARD OF REGENTS  
September 2024



September 2024

Dear Members of the Arizona Board of Regents:

On behalf of the University of Arizona, I am pleased to present the UA Capital Improvement Plan for fiscal years 2026-2029. This plan summarizes our past year's capital program activity, and directly supports our strategic goals of best preparing students with skills and mindsets to lead in the 4<sup>th</sup> Industrial Revolution; tackling society's biggest challenges; advancing our land grant mission; setting the standard for a global university in the digital age; and living our values and innovative culture to enable a high performing institution.

Our One-Year Capital Plan (FY 2026) proposes three (3) new first year capital projects along with three (3) resubmitted projects. Our Three-Year Capital Plan Forecast represents potential strategic investments in the UA's high priority strategic development areas that are under consideration.

Thank you for your continued support and guidance.

Sincerely,

Dr. Robert C. Robbins  
President

## Table of Contents

<b>Transmittal Statement</b> .....	1
<b>All Funds Summary</b>	
All Funds Summary, Capital Allocations for FY 2024 and FY 2025.....	2
<b>Building Renewal Report</b>	
State Appropriated Building Renewal Summary .....	3
Building Renewal Formula Allocation Forecast .....	4
<b>Deferred Maintenance Report</b>	
Definition and Explanation of Deferred Maintenance for the Arizona University System.....	5
Deferred Maintenance Status .....	5
Action Plan to Address Deferred Maintenance in FY 2025 .....	6
Allocations to Reduce Deferred Maintenance.....	7
Facility Code Index Map .....	8
<b>Building Inventory Report</b>	
Building Inventory Summary as of June 30, 2024 .....	9
Building Inventory Report .....	10
<b>Lease Report</b>	
Summary of Leases in Effect During Fiscal Year 2024 .....	31
Property Leases in Effect During Fiscal Year 2024, University as Lessee .....	32
Property Leases in Effect During Fiscal Year 2024, University as Lessor .....	44

**Land Report**

Report on Acquisitions and Sales of Land and Improvements FY 2024 .....56

**Capital Project Status Report**

Capital Expenditures Summary FY 2024.....57  
Status of JCCR Projects FY 2024 (as of June 30, 2024) .....58  
Capital Project Status Report (Projects \$100,000 and Greater) FY 2024 .....59  
Capital Project Status Report (Projects Less Than \$100,000) FY 2024 .....62  
Funding Source Codes .....63  
Capital Project Categories .....64

**Four-Year Capital Plan**

One-Year Capital Plan (FY 2026) .....65  
Three-Year Capital Plan Forecast (FY 2027-2029) .....67  
Project Descriptions – One-Year Capital Plan FY 2026 .....70

**Debt Report**

Annual Assessment of Debt Capacity .....76  
Supplemental Debt Information (as of June 30, 2024).....78



TRANSMITTAL STATEMENT  
CAPITAL PROJECT REQUEST FOR FISCAL YEAR 2026

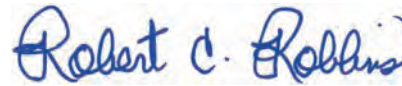
STATE OF ARIZONA  
BOARD OF REGENTS' BUILDING SYSTEM

A.R.S. CITATION 41-793	<u>FY 2026</u>
TOTAL REQUEST:	<u>\$137,152,100</u>
STATE APPROPRIATIONS	<u>                                    </u>
MAJOR CAPITAL PROJECTS	<u>                                    </u>
BUILDING RENEWAL	<u>\$137,152,100</u>
OTHER FINANCING METHODS	<u>\$0</u>
SYSTEM REVENUE BONDS:	<u>\$0</u>
CERTIFICATES OF PARTICIPATION:	<u>\$0</u>
AUXILLARY:	<u>\$0</u>
SPEED:	<u>\$0</u>
OTHER:	<u>                                    </u>

TO THE GOVERNOR:

This and the accompanying schedules, statements and explanatory information constitute the capital budget estimates for proposed expenditures. All statements and explanations contained in the estimates submitted herewith are true and correct to the best of my knowledge.

Signed:           Dr. Robert C. Robbins, President          

  
(Signature)

Request prepared by:           John Arnold           Phone:           (520) 621-5977

CAPITAL IMPROVEMENT PLAN FY 2026-2029  
**ALL FUNDS SUMMARY**  
**CAPITAL ALLOCATIONS FOR FY 2024 AND FY 2025**

Budgeted Sources of Funds	Main Campus		AHSC		Total			
	FY24	FY25	FY24	FY25	FY24	%	FY25	%
State Appropriations <sup>3</sup>								
Building Renewal								
Other	2,505,800	3,000,000			2,505,800	4%	3,000,000	2%
Local Funds								
Retained Collections	4,532,700	4,776,500			4,532,700	7%	4,776,500	4%
Indirect Cost	1,787,200	1,177,600			1,787,200	3%	1,177,600	1%
Gifts	14,846,200	590,000			14,846,200	24%	590,000	0%
Auxiliary	12,863,000				12,863,000	20%		
Other	8,922,400	499,000	13,039,700		21,962,100	35%	499,000	0%
Proposition 301 - TRIF	2,000,000		2,500,000		4,500,000	7%		
Debt Financed Proceeds <sup>1,2</sup>		105,000,000		10,000,000			115,000,000	92%
<b>Total</b>	<b>\$ 47,457,300</b>	<b>\$ 115,043,100</b>	<b>\$ 15,539,700</b>	<b>\$ 10,000,000</b>	<b>\$ 62,997,000</b>	<b>100.0%</b>	<b>\$ 125,043,100</b>	<b>100.0%</b>

**Budgeted Uses of Funds by Category**

New Construction								
Academic/Support	1,538,900		3,106,200		4,645,100	7%		
Auxiliary	11,820,600				11,820,600	19%		
Infrastructure								
Capital Renewal								
Academic/Support	22,269,800	114,968,100	12,433,600	10,000,000	34,703,400	55%	124,968,100	100%
Auxiliary	3,636,700	75,000			3,636,700	6%	75,000	0%
Infrastructure	365,000				365,000	1%		
Accessibility	499,000				499,000	1%		
Major Maintenance - Energy Conservation/Cost Savings								
Major Maintenance/System Replacement	5,509,300				5,509,300	9%		
Life/Safety, Accessibility and Code Compliance	1,133,100				1,133,100	2%		
Other Capital Renewal	100,000				100,000	0%		
Land, Buildings and Improvements								
Other	585,000				585,000	1%		
<b>Total</b>	<b>\$ 47,457,400</b>	<b>\$ 115,043,100</b>	<b>\$ 15,539,800</b>	<b>\$ 10,000,000</b>	<b>\$ 62,997,200</b>	<b>100.0%</b>	<b>\$ 125,043,100</b>	<b>100.0%</b>

Notes:

- (1) Excludes debt service set aside which is reported in the operating All Funds Report.
- (2) Reflects total amount of debt issued in fiscal year indicated.
- (3) Excludes State capital appropriations for debt financed projects.

THE UNIVERSITY OF ARIZONA  
 CAPITAL IMPROVEMENT PLAN FY 2026-2029  
**STATE APPROPRIATED BUILDING RENEWAL SUMMARY**

	Fiscal Years					
	2020	2021	2022	2023	2024	2025
Beginning Balance	\$ -	\$ -	\$ -	\$ -	\$ -	
Formula Amount	\$ 88,282,900	\$ 93,560,700	\$ 100,766,800	\$ 108,544,912	\$ 118,269,100	\$ 129,408,100
Appropriated Amount	\$ -	\$ -	\$ -	\$ -	\$ -	\$ -
% of Formula Amount Appropriated	0.0%	0.0%	0.0%	0.0%	0.0%	0.0%
Fiscal Year Expenditures	\$ -	\$ -	\$ -	\$ -	\$ -	
Ending Balance (Encumbered)	\$ -	\$ -	\$ -	\$ -	\$ -	



THE UNIVERSITY OF ARIZONA  
 CAPITAL IMPROVEMENT PLAN FY 2026-2029  
**BUILDING RENEWAL ALLOCATION FORECAST**

Project Category	Building Renewal Allocation Forecast	
	FY 2025	FY 2026
Capital Renewal		
Academic/Support	-	27,430,500
Auxiliary	Not eligible	Not eligible
Infrastructure	-	17,829,900
Major Maintenance/System Replacement	-	68,575,900
Life/Safety and Code Compliance	-	23,315,800
Other Capital Renewal	-	-
Totals:	\$ -	\$ 137,152,100

1) Definition and explanation of Deferred Maintenance for the Arizona University System

- Facility condition deficiencies identified through physical inspections where deterioration and/or life safety concerns are evident and affect the proper functioning of the facility.
- Typical building components with deficiencies include: heating, ventilation and air conditioning, roofs, flooring, walls, ceiling and lighting, electrical and plumbing. Deferred maintenance does not include routine maintenance needs, although failure to adequately fund routine maintenance eventually will add to the deferred maintenance backlog. Also, deferred maintenance does not include infrastructure, Americans with Disabilities Act upgrades, or other non-mandated code requirements that have been established since the building was constructed, unless these deficiencies are included as part of an overall upgrade. A planned and funded capital renewal program is necessary to reverse the deferred maintenance backlog and extend the useful life of the facilities. Deferred maintenance figures include labor, material and indirect costs such as architectural services. Facilities scheduled for demolition during the next fiscal year will not be included in deferred maintenance figures and will not generate State appropriated building renewal funds.

2) Deferred Maintenance Status

	<u>June 30, 2023</u>	<u>June 30, 2024</u>
• <b>Estimated Deferred Maintenance (Academic/Support)...</b>	<b>\$359,438,946</b>	<b>\$389,902,309</b>
• <b>Facility Condition Index (Academic/Support) .....</b>	<b>0.051</b>	<b>0.052</b>
• <b>Estimated Deferred Maintenance (Auxiliaries) .....</b>	<b>\$57,859,846</b>	<b>\$73,451,898</b>
• <b>Facility Condition Index (Auxiliaries) .....</b>	<b>0.028</b>	<b>0.034</b>
• <b>Total Estimated Deferred Maintenance.....</b>	<b>\$417,298,792</b>	<b>\$463,354,208</b>
• <b>Total Facility Condition Index.....</b>	<b>0.046</b>	<b>0.048</b>

The Facilities Condition Index (FCI) is a ratio of the estimated deferred maintenance to the estimated building replacement value. An FCI less than 0.05 is an indication that facilities are in “good” condition.

- Starting in 2013, The University of Arizona Facilities Management staff in collaboration with an outside vendor, Gordian, restarted the Deferred Maintenance Inspection Process. One fourth of University core on-campus properties are inspected by Gordian annually, with the remaining properties inspected by Facilities Management once every four years. Facilities Management underwent tremendous efforts in 2022 to inspect all facilities that had not been inspected within the past four years. Limited funding has reduced the University’s ability to address deferred maintenance issues; however, establishing funding sources to reduce deferred maintenance will continue to be a high priority addressing life and safety repairs, code compliance within our fire and elevator systems and all mechanical, electrical, plumbing and roofing needs.

3) Action Plan to Address Deferred Maintenance in FY 2025

- Developing a long-term plan to reduce deferred maintenance is not possible without consistent building renewal funding and sufficient building maintenance budget allocations for existing and new facilities. Limited funding has reduced the University's ability to address deferred maintenance issues; however, funding to reduce deferred maintenance will continue to be a high priority along with building renewal activities in other user areas. Addressing life and safety repairs and maintaining the building envelope, such as roofs and windows remains a high priority. Building maintenance activities will, whenever possible, address deferred maintenance problems to further limit financial expenses. In addition, deferred maintenance projects will also attempt to reduce energy costs by fixing leaking valves, repairing HVAC systems, and improving lighting systems.

### Allocations to Reduce Deferred Maintenance

	Source of Funds	FY 2025	FY 2026	FY 2027	Total
<b>State Appropriations</b>					
	Building Renewal				
	Other				
<b>Local Funds</b>					
	Retained Tuition	20,000,000	10,000,000	10,000,000	40,000,000
	Indirect Cost				
	Gifts				
	Auxiliary				
	Other				
	Debt Financed Proceeds (1)				
	<b>Total</b>	20,000,000	10,000,000	10,000,000	40,000,000
<b>Budgeted Use of Funds</b>					
	Academic/Support	20,000,000	10,000,000	10,000,000	40,000,000
	Auxiliary				
	Infrastructure (2)				
	Other – One Time Deferred Maintenance Allocation	5,000,000			5,000,000
	<b>Total</b>	25,000,000	10,000,000	10,000,000	45,000,000
<b>End of Year Deferred Maintenance (3)</b>		\$466,786,446	\$485,883,743	\$506,197,537	

**NOTES:**

- 1) Amount of debt planned to be issued in fiscal year (FY) indicated.
- 2) Estimates of infrastructure deferred maintenance will remain a separate issue and will continue to be reviewed and tracked on an annual basis.
- 3) Figures represent outstanding deferred maintenance for academic support buildings and auxiliary facilities. These figures are based on inflation factors added to the previous year's amount. For FY 2025 a 6.37% inflation, for FY 2026 a 6.37% inflation and for FY 2027 a 6.37% inflation.
- 4) FY 2025, 2026 and 2027 Building Renewal funds are made up of prioritized deferred maintenance needs.
- 5) All buildings will continue to be inspected at least once every four years.

# FACILITY CODE INDEX MAP


The University of Arizona August 2024

## Facility Code Index

- <5% Good
- 5% - 10% Fair
- >10% - 40% Poor
- >40% Critical
- Public Private Partnerships

Note: Map background shows an illustrative build-out concept of campus development (the Comprehensive Campus Plan - ABOR 2009).

Facility Code Index is the deferred maintenance dollars divided by the total building replacement cost. These percentages are based on the most current available data.



**THE UNIVERSITY OF ARIZONA**  
**FY 2025-2029 CAPITAL IMPROVEMENT PLAN**  
**BUILDING INVENTORY SUMMARY**  
**As of June 30, 2024**

<b>Category</b>	<b>Academic/Support Facilities</b>	<b>Auxiliary Facilities (1)</b>	<b>Total 2024</b>
Number of Facilities (2)	604	86	690
GSF	12,132,877	7,155,651	19,288,528
Estimated Replacement Value (3)	\$7,468,646,071	\$2,186,210,084	\$9,654,856,155
FY 2024 Building Renewal Request	\$137,152,070	Not Applicable	\$137,152,070

Notes:

- 1) Auxiliary Enterprise facilities (essentially self-supporting entities) do not qualify for state-appropriated Building Renewal Funding.
- 2) The Student Union (Bldg. 17) and Bookstore (Bldg. 19) contain both academic support and auxiliary space. For the purposes of the Building Inventory Summary, they are counted as auxiliary on the "Number of Facilities" row. However, the GSF was separated into academic support and auxiliary, and incorporated in the appropriate total on the "GSF" row.
- 3) Estimated replacement values are calculated using the ABOR's Construction Cost Control and Professional Fee Guidelines, and are based upon the University's FY 2024 Space Inventory.
- 4) Building Renewal is calculated each year following a standard formula that considers the building age, current replacement value, and renovation/renewal history. The derived figure is the basis of the University of Arizona FY 2024 Building Renewal Request.

BUILDING INVENTORY REPORT

7/1/2023 - 6/30/2024

Facility No (1)	Facility Name	Notes/ Footnotes	Original Constr. Date	Adjusted Constr. Date (2)	Academic/ Support GSF	Auxiliary GSF (3)	Estimated Replacement Value (4)	Calculated Renewal Request (5)	Fiscal Year Inspected (10)	Estimated Deferred Maintenance (6)
2	Art Building & Art Museum		1957	1957	71,382	-	\$55,155,555.72	\$1,434,761.47	2022	\$ 6,018,483
2A	Art Building Addition		1992	1992	21,924	-	\$12,108,533.59	\$201,909.80	2022	\$ 368,174
3	Drama		1956	1956	31,200	-	\$27,667,956.23	\$719,726.55	2021	\$ 1,272,748
3A	Drama Addition		1992	1992	61,116	-	\$51,429,226.77	\$857,582.36	2022	\$ 1,562,332
4	Fred Fox School of Music		1957	1957	59,611	-	\$46,018,521.68	\$1,197,079.80	2022	\$ 1,619,959
4A	Fred Fox School of Music Addition		1992	1992	53,236	-	\$29,701,028.03	\$495,264.64	2022	\$ 1,212,873
5	Coconino Residence Hall	(Res. Life)	1954	1954	-	29,568	\$10,703,718.40	\$0.00	2024	\$ 7,906,374
6	Slonaker House		1940	1940	10,821	-	\$4,628,900.51	\$120,411.59	2024	\$ 980,647
7	Manzanita Residence Hall	(Res. Life)	1956	1956	-	44,046	\$15,776,721.84	\$0.00	2024	\$ 1,707,736
7A	Mohave Residence Hall	(Res. Life)	1956	1956	-	42,043	\$15,062,068.67	\$0.00	2024	\$ -
8	Gila Residence Hall	(R.L.-Historic)	1937	1937	-	39,421	\$20,908,110.26	\$0.00	2024	\$ -
9	Maricopa Residence Hall	(R.L.-Historic)	1921	1922	-	33,410	\$18,752,246.56	\$0.00	2024	\$ -
10	Yuma Residence Hall	(R.L.-Historic)	1937	1937	-	40,195	\$21,430,540.11	\$0.00	2024	\$ -
11	Harshbarger Building		1958	1958	74,211	-	\$49,664,872.11	\$1,291,932.32	2021	\$ 9,761,563
12	Mines And Metallurgy		1939	1939	39,495	-	\$28,503,373.18	\$741,458.25	2021	\$ 8,915,432
14	Transitional Office Building		1960	1960	10,561	-	\$5,138,195.11	\$133,659.87	2024	\$ 1,501,909
17	Student Union Memorial Center	(7)(Aux./Acad.)	2001	2001	1,225	243,810	\$148,755,219.87	\$8,929.78	2023	\$ 5,410,143
19	Student Union Memorial Center - Campus Store	(8)(Aux./Acad.)	2001	2001	39,781	113,223	\$68,293,134.65	\$213,181.12	2023	\$ 2,111,366
20	Engineering	(Historic)	1919	1960	65,064	-	\$54,083,922.66	\$1,406,885.08	2021	\$ 6,232,700
21	Old Main	(Historic)	1891	1980	55,827	-	\$31,125,230.76	\$726,618.51	2021	\$ -
23	Chavez Building		1952	1952	59,932	-	\$29,326,582.69	\$762,872.40	2022	\$ 4,112,815
24	Center For English As A Second Language	(Historic)	1936	1945	19,547	-	\$11,695,725.22	\$304,240.90	2023	\$ 2,524,027
25	Communication	(Historic)	1909	1957	26,629	-	\$20,192,538.30	\$525,268.50	2023	\$ 2,886,710
26	Arizona State Museum North	(Historic)	1934	1934	122,191	-	\$94,283,088.21	\$2,452,585.97	2018	\$ 30,000,000
27	Social Sciences		1950	1950	80,346	-	\$37,158,436.20	\$966,602.40	2022	\$ 5,037,598
28	Douglass	(Historic)	1904	1967	20,502	-	\$16,253,547.09	\$422,803.52	2022	\$ 2,074,464
29	Centennial Hall	(Historic)	1936	1985	85,881	-	\$63,721,127.18	\$1,317,561.75	2024	\$ 13,756,948
30	Arizona State Museum South	(Historic)	1936	1962	28,825	-	\$27,786,615.92	\$722,813.24	2023	\$ 2,922,489
30A	Haury Anthropology Building		1962	1962	38,906	-	\$25,499,197.36	\$663,310.62	2024	\$ 2,287,045
31	Cochise Residence Hall	(R.L.-Historic)	1921	1921	-	43,714	\$23,922,736.30	\$0.00	2024	\$ 5,685,838
32	South Hall	(Historic)	1912	1987	14,793	-	\$8,120,772.02	\$157,080.09	2023	\$ 1,642,583
33	Saguaro Hall		1959	1959	43,859	-	\$28,947,241.77	\$753,004.60	2023	\$ 3,066,843
34	Yavapai Residence Hall	(Res. Life)	1942	1942	-	42,750	\$15,661,654.86	\$0.00	2024	\$ 441,136
35	Herring Hall	(Historic)	1903	2004	7,774	-	\$10,243,814.09	\$109,321.98	2023	\$ 221,454
36	Forbes	(Historic)	1915	1963	77,403	-	\$63,653,786.97	\$1,655,825.96	2021	\$ 8,825,882

BUILDING INVENTORY REPORT

7/1/2023 - 6/30/2024

Facility No (1)	Facility Name	Notes/ Footnotes	Original Constr. Date	Adjusted Constr. Date (2)	Academic/ Support GSF	Auxiliary GSF (3)	Estimated Replacement Value (4)	Calculated Renewal Request (5)	Fiscal Year Inspected (10)	Estimated Deferred Maintenance (6)
37	Marvel Laboratories Of Chemistry		1973	1973	63,108	-	\$52,061,404.97	\$1,354,273.33	2022	\$ 2,147,970
38	Shantz		1962	1962	86,980	-	\$66,912,532.72	\$1,740,595.71	2020	\$ 12,000,000
40	Nugent Building	(Historic)	1936	1972	22,487	-	\$13,754,646.53	\$357,799.62	2023	\$ 1,659,076
41	Chemistry	(Historic)	1936	1971	57,592	-	\$45,669,417.90	\$1,187,998.57	2021	\$ -
41A	The Commons		2023	2023	23,990	-	\$10,355,308.16	\$6,906.99	-	\$ -
43	Biological Sciences East		1957	1957	65,733	-	\$45,579,440.24	\$1,185,657.98	2024	\$ 11,352,000
44	Chemical Sciences Building		2006	2006	87,944	-	\$73,110,607.94	\$682,706.86	2022	\$ 463,825
45	Tree Ring Archives		1965	1965	21,990	-	\$14,016,114.45	\$364,601.19	2024	\$ 639,076
45A	Tree Ring Shop		2002	2002	1,850	-	\$1,286,399.51	\$14,586.48	2023	\$ 4,642
45B	Bryant Bannister Tree Ring Building		2013	2013	33,492	-	\$23,538,515.52	\$141,301.71	2021	\$ -
46	Central Heating And Refrigeration Plant		1951	1951	34,951	-	\$14,696,085.24	\$382,289.27	2021	\$ 948,458
46B	Electrical Services Annex		1990	1990	1,821	-	\$363,343.86	\$6,543.46	2023	\$ -
50	Santa Cruz Residence Hall	(Res. Life)	1957	1957	-	33,951	\$12,160,292.16	\$0.00	2024	\$ -
50A	Apache Residence Hall	(Res. Life)	1957	1957	-	29,434	\$10,446,900.38	\$0.00	2024	\$ 737,000
50B	Apache Nonresidential	(Acad. Sup.)	1957	1957	1,442	-	\$534,677.19	\$13,908.56	2024	\$ -
52	Greenlee Residence Hall	(Res. Life)	1956	1956	-	30,910	\$10,920,333.51	\$0.00	2024	\$ 7,488,751
53	Graham Residence Hall	(Res. Life)	1955	1955	-	31,571	\$11,322,296.23	\$0.00	2024	\$ -
54	Science-Engineering Library		1963	1963	122,142	-	\$55,439,119.76	\$1,442,137.82	2023	\$ 8,000,972
55	Main Library		1976	1976	308,129	-	\$146,153,477.87	\$3,704,406.05	2023	\$ 7,516,164
55A	Main Library Expansion		2002	2002	25,856	-	\$13,270,034.15	\$150,468.92	2024	\$ 201,000
56	Bear Down	(Historic)	1926	1926	72,267	-	\$47,782,006.20	\$1,242,953.33	2024	\$ -
56A	Bartlett Academic Success Center		2018	2018	61,619	-	\$29,014,106.34	\$96,762.04	2024	\$ -
57	Hopi Lodge Residence Hall	(Res. Life)	1946	1946	-	18,711	\$5,845,488.85	\$0.00	2024	\$ -
58	West Stadium		1929	1929	40,482	-	\$25,710,557.01	\$668,808.72	2023	\$ 4,333,819
58B	Scholarship Suites	(9)	1989	1989	40,219	-	\$21,837,052.25	\$196,631.74	2023	\$ 900,769
58E	Lowell-Stevens Football Facility	(Aux. Ent.)	2013	2013	-	162,510	\$93,283,065.89	\$0.00	2023	\$ -
58F	Arizona East Stadium II	(Aux. Ent.)	2018	2018	-	35,147	\$22,407,605.98	\$0.00	2023	\$ 405,469
59	Pinal Residence Hall	(Res. Life)	1949	1949	-	23,385	\$8,512,298.95	\$0.00	2024	\$ 4,438,560
59A	Pinal Hall Nonresidential	(Acad. Sup.)	1949	1949	13,711	-	\$9,495,239.14	\$246,999.66	2024	\$ -
60	Navajo Residence Hall	(Res. Life)	1949	1949	-	26,534	\$10,143,937.26	\$0.00	2024	\$ -
60A	Navajo Hall Nonresidential	(Acad. Sup.)	1949	1949	7,468	-	\$3,235,434.18	\$84,163.35	2024	\$ -
61	Arizona East Stadium I	(Aux. Ent.)	1946	1946	-	34,177	\$15,653,820.73	\$0.00	2023	\$ 1,936,312
61A	East Stadium Addition	(Aux. Ent.)	1938	1938	-	21,295	\$11,991,523.19	\$0.00	2023	\$ 183,083
61B	Richard F Caris Mirror Lab		1986	1986	13,810	-	\$11,585,795.35	\$231,831.77	2024	\$ 567,755
61C	Richard F Caris Mirror Lab		1990	1990	21,153	-	\$16,797,007.91	\$302,497.32	2024	\$ 487,922



BUILDING INVENTORY REPORT

7/1/2023 - 6/30/2024

Facility No (1)	Facility Name	Notes/ Footnotes	Original Constr. Date	Adjusted Constr. Date (2)	Academic/ Support GSF	Auxiliary GSF (3)	Estimated Replacement Value (4)	Calculated Renewal Request (5)	Fiscal Year Inspected (10)	Estimated Deferred Maintenance (6)
61E	Richard F Caris Mirror Lab		1998	1998	2,325	-	\$1,619,803.22	\$21,608.18	2023	\$ 23,704
61F	Richard F Caris Mirror Lab		2004	2004	2,400	-	\$1,672,054.94	\$17,844.17	2023	\$ -
62B	Custodial		1998	1998	3,278	-	\$693,711.79	\$9,254.12	2023	\$ -
62D	Facilities Management Ag Equipment		2019	2019	1,925	-	\$384,094.97	\$1,024.77	2023	\$ -
62E	Facilities Management Grounds Offices		2019	2019	710	-	\$161,317.29	\$430.39	-	\$ -
63	Sonett Space Sciences Building		1936	1936	20,291	-	\$9,306,981.70	\$242,102.51	2023	\$ 2,211,511
63A	Sonett Space Sciences Addition		1989	1989	13,120	-	\$6,957,225.36	\$125,292.67	2024	\$ 1,658,428
64	Steward Observatory Annex		1953	1953	5,674	-	\$2,401,618.30	\$62,473.30	2024	\$ 179,963
64A	Steward Observatory Temporary Modular Building		2003	2003	1,440	-	\$510,759.86	\$5,450.83	2023	\$ -
65	Steward Observatory	(Historic)	1921	1964	22,144	-	\$17,381,306.43	\$452,139.92	2024	\$ 225,000
65A	Steward Observatory Addition		1985	1985	57,476	-	\$40,077,525.25	\$828,682.99	2024	\$ 484,973
65B	Steward Observatory Expansion		1991	1991	41,020	-	\$22,145,891.82	\$384,054.06	2024	\$ 229,124
65C	Steward Observatory Exp I		2000	2000	9,021	-	\$4,449,799.30	\$56,392.31	2024	\$ -
66	Administration		1966	1966	61,081	-	\$29,994,139.27	\$780,237.54	2023	\$ 2,864,363
67	Modern Languages		1966	1966	130,287	-	\$62,676,729.55	\$1,630,409.77	2023	\$ 7,525,468
68	Psychology		1968	1968	84,870	-	\$58,252,628.57	\$1,515,325.63	2021	\$ 4,185,859
69	Education		1964	1964	121,986	-	\$63,433,919.32	\$1,650,106.54	2023	\$ 6,133,635
70	Pacheco Integrated Learning Center		2001	2001	85,944	-	\$45,562,541.45	\$547,023.87	2021	\$ 1,674,359
71	Speech And Hearing Sciences		1952	1952	48,326	-	\$26,618,460.90	\$692,426.02	2024	\$ 6,017,051
72	Civil Engineering		1965	1965	61,197	-	\$43,465,510.77	\$1,130,668.33	2022	\$ 3,617,906
73	CCIT		1967	1967	51,285	-	\$24,668,574.32	\$641,703.62	2021	\$ 1,761,416
73A	CCIT Addition		1988	1988	41,285	-	\$18,721,925.56	\$349,650.68	2021	\$ 82,020
74	SBS 1st Street Annex		1969	1969	8,839	-	\$3,825,926.48	\$99,523.83	2024	\$ 684,939
75	CAPLA - West		1965	1965	40,066	-	\$29,802,787.10	\$775,259.90	2023	\$ 275,333
75A	CAPLA - East		2007	2007	41,088	-	\$25,975,570.35	\$225,234.17	2023	\$ 855,279
76	Harvill Building		1979	1979	92,052	-	\$44,448,148.54	\$1,037,642.03	2022	\$ 1,055,712
77	Gould-Simpson		1985	1985	228,089	-	\$172,868,641.08	\$3,574,404.89	2022	\$ 4,134,378
78	McClelland Park		2008	2008	71,386	-	\$34,553,849.33	\$299,616.43	2021	\$ -
79	Huachuca Residence Hall	(Res. Life)	1956	1956	-	33,863	\$12,461,377.98	\$0.00	2024	\$ -
79A	Kaibab Residence Hall	(Res. Life)	1958	1958	-	36,318	\$13,134,790.64	\$0.00	2024	\$ 8,778,997
79B	Kaibab Hall Nonresidential	(Acad. Sup.)	1958	1958	1,576	-	\$829,840.07	\$21,586.63	2024	\$ -
79C	Huachuca Hall Nonresidential	(Acad. Sup.)	1958	1958	2,617	-	\$1,034,954.49	\$26,922.27	2024	\$ -
81	Physics-Atmospheric Sciences		1960	1960	133,848	-	\$100,297,216.08	\$2,609,031.48	2022	\$ 7,897,679
82	Facilities Management Elevator Shop		1959	1959	3,253	-	\$1,338,846.92	\$34,827.42	2022	\$ 46,106
83	Sonora Residence Hall	(Res. Life)	1962	1962	-	65,536	\$24,473,459.54	\$0.00	2024	\$ 825,594

BUILDING INVENTORY REPORT

7/1/2023 - 6/30/2024

Facility No (1)	Facility Name	Notes/ Footnotes	Original Constr. Date	Adjusted Constr. Date (2)	Academic/ Support GSF	Auxiliary GSF (3)	Estimated Replacement Value (4)	Calculated Renewal Request (5)	Fiscal Year Inspected (10)	Estimated Deferred Maintenance (6)
84	Arizona Residence Hall	(Res. Life)	1963	1963	-	62,367	\$23,264,718.38	\$0.00	2024	\$ -
85	Coronado Residence Hall	(Res. Life)	1965	1965	-	147,356	\$55,594,730.88	\$0.00	2024	\$ 3,223,469
85A	La Aldea	(Res. Life)	2003	2003	-	184,446	\$72,267,626.34	\$0.00	2024	\$ 13,166,625
86B	Archive Of Visual Arts		1946	1946	6,970	-	\$1,811,113.64	\$47,112.50	2021	\$ 53,072
86C	TBA - 1006		1928	1928	1,229	-	\$560,055.06	\$14,568.71	2022	\$ 49,369
86F	ROTC		1952	1952	377	-	\$151,955.69	\$3,952.82	2022	\$ 1,651
86G	Cat Tran Service Facility	(Aux. Ent.)	1957	1957	-	1,476	\$547,261.76	\$0.00	2022	\$ 8,373
86K	ROTC Storage		1949	1949	3,841	-	\$1,549,526.10	\$40,307.82	2022	\$ -
86M	TBA - 1010-1012		1952	1952	3,740	-	\$2,140,346.30	\$55,676.83	2022	\$ 19,344
86N	Office of Sustainability Storage		1956	1956	858	-	\$346,129.34	\$9,003.86	2022	\$ -
87	UA Global Center		1964	1964	18,074	-	\$11,294,889.56	\$293,813.96	2023	\$ 308,840
87A	UA Global Center Expansion		2004	2004	30,675	-	\$15,092,283.59	\$161,064.85	2023	\$ 1,120,326
88	Biological Sciences West		1967	1967	145,951	-	\$108,826,055.32	\$2,830,892.18	2024	\$ 16,655,507
88A	Ramada No 2		1971	1971	353	-	\$245,931.41	\$6,397.41	2023	\$ -
89	Mathematics		1968	1968	49,102	-	\$25,581,330.14	\$665,447.14	2023	\$ 4,678,111
89A	Mathematics Teaching Laboratory		1998	1998	5,809	-	\$2,196,918.47	\$29,306.89	2021	\$ 55,484
90	Animal and Comparative Biomedical Sciences		1966	1966	62,265	-	\$48,273,564.08	\$1,255,740.22	2023	\$ -
91	Flandrau Science Center And Planetarium		1975	1975	29,598	-	\$16,465,889.31	\$417,344.43	2024	\$ 1,473,266
92	Kuiper Space Sciences		1966	1966	51,601	-	\$33,526,066.49	\$872,113.57	2022	\$ 3,600,140
92A	Kuiper Space Sciences Addition		1991	1991	49,297	-	\$34,843,518.38	\$604,256.30	2022	\$ 800,366
93	Gittings Building		1964	1964	64,609	-	\$38,000,650.76	\$988,510.93	2021	\$ 3,081,706
93A	Tennis Facility		1988	1988	457	-	\$254,667.93	\$4,756.18	2023	\$ -
93B	Robson Tennis Center		1990	1990	1,977	-	\$807,076.87	\$14,534.65	2023	\$ 29,530
94	Meinel Optical Sciences		1970	1970	90,324	-	\$65,392,742.47	\$1,701,061.41	2022	\$ 4,357,307
94A	Meinel Optical Sciences Addition		1989	1989	36,070	-	\$27,691,131.63	\$498,689.59	2022	\$ 13,750
94B	Meinel Optical Sciences Addition I		1998	1998	765	-	\$190,450.79	\$2,540.61	2023	\$ 1,919
94D	Meinel Optical Sciences West Bldg Expansion		2006	2006	53,946	-	\$41,022,643.30	\$383,069.44	2024	\$ 341,902
95	Highland Commons		2004	2004	87,874	-	\$45,034,141.77	\$480,604.36	2021	\$ 62,062
96	McKale Memorial Center		1970	1970	269,024	-	\$144,782,313.20	\$3,766,222.31	2023	\$ 15,782,215
96A	Hillenbrand Aquatic Center		1974	1974	9,063	-	\$4,951,309.85	\$128,798.42	2023	\$ 4,233
96B	Roby Gymnastics Training Center		1994	1994	11,708	-	\$4,849,420.17	\$77,629.52	2023	\$ 89,000
96C	Lynch Athletics Pavilion		2002	2002	49,527	-	\$24,087,294.68	\$273,125.83	2023	\$ 2,060,160
98	Hillenbrand Field House	(Aux. Ent.)	2007	2007	-	1,313	\$733,440.10	\$0.00	2023	\$ 3,294
98A	Hillenbrand Club House	(Aux. Ent.)	2015	2015	-	7,048	\$3,412,848.93	\$0.00	2023	\$ -
98B	Rita Hillenbrand Stadium	(Aux. Ent.)	2019	2019	-	28,104	\$15,539,528.28	\$0.00	2023	\$ -

**BUILDING INVENTORY REPORT**

7/1/2023 - 6/30/2024

Facility No (1)	Facility Name	Notes/ Footnotes	Original Constr. Date	Adjusted Constr. Date (2)	Academic/ Support GSF	Auxiliary GSF (3)	Estimated Replacement Value (4)	Calculated Renewal Request (5)	Fiscal Year Inspected (10)	Estimated Deferred Maintenance (6)
99	Eller Dance Theatre		2003	2003	30,846	-	\$21,949,842.26	\$234,248.72	2024	\$ -
100	Police Department		2000	2000	17,321	-	\$7,082,842.88	\$89,760.87	2023	\$ 140,402
100A	Police Department Storage		2000	2000	726	-	\$234,814.84	\$2,975.81	2023	\$ -
101	---		1989	1989	39,979	-	\$23,207,386.51	\$417,941.82	2023	\$ 1,391,995
102	Graduate and Professional Student Council		1929	1929	1,099	-	\$389,046.11	\$10,120.26	2024	\$ -
103	Schaefer Center For Creative Photography		1988	1988	53,324	-	\$31,335,742.48	\$585,226.33	2024	\$ 1,747,280
104	Electrical And Computer Engineering		1986	1986	149,582	-	\$113,654,232.77	\$2,274,221.20	2023	\$ 2,888,538
105	Learning Services Building		2002	2002	28,435	-	\$13,545,642.88	\$153,594.04	2023	\$ 401,026
106	Life Sciences South		1990	1990	87,693	-	\$74,755,763.02	\$1,346,276.54	2022	\$ 3,321,926
107	Marley		1990	1990	129,785	-	\$111,454,255.63	\$2,007,179.69	2023	\$ 1,530,986
108	McClelland Hall		1990	1990	208,991	-	\$100,415,106.47	\$1,808,375.65	2023	\$ 1,380,799
109	Swede' Johnson Building		1988	1988	41,367	-	\$19,987,275.97	\$373,282.37	2021	\$ 499,357
111	Biochemistry Greenhouse A		1986	1986	2,802	-	\$1,164,677.14	\$23,305.19	2022	\$ -
111A	Biochemistry Greenhouse B		1990	1990	2,794	-	\$1,160,240.97	\$20,894.78	2022	\$ -
112	Fluid Dynamics Research Laboratory		1988	1988	4,000	-	\$2,741,135.33	\$51,193.44	2022	\$ 36,433
113	Koffler Building		1990	1990	128,992	-	\$108,380,004.95	\$1,951,815.51	2022	\$ 2,485,810
114	Second Street Garage	(Aux. Ent.)	1988	1988	-	205,024	\$29,859,477.32	\$0.00	2022	\$ 18,000
115	Cherry Avenue Garage	(Aux. Ent.)	1988	1988	-	308,356	\$44,974,018.40	\$0.00	2022	\$ 95,000
115A	Cherry Avenue Garage Expansion	(Aux. Ent.)	2007	2007	-	80,264	\$12,139,691.06	\$0.00	2022	\$ -
116	Park Avenue Garage	(Aux. Ent.)	1988	1988	-	404,579	\$58,894,206.09	\$0.00	2022	\$ 32,000
117	Student Recreation Center	(Aux. Ent.)	1990	1993	-	135,870	\$65,055,099.90	\$0.00	2021	\$ 4,524,872
117A	Student Recreation Center Expansion	(Aux. Ent.)	2009	2009	-	77,642	\$33,453,555.03	\$0.00	2021	\$ 731,047
117B	Student Recreation Center - South Field Restrooms	(Aux. Ent.)	2013	2013	-	782	\$435,861.28	\$0.00	2022	\$ -
117C	Student Recreation Center - North Field Restrooms	(Aux. Ent.)	2013	2013	-	616	\$108,712.95	\$0.00	2022	\$ -
118	Colonia De La Paz Residence Hall	(Res. Life)	1995	1995	-	107,199	\$37,831,494.71	\$0.00	2024	\$ 2,407,122
118A	Colonia De La Paz Nonresidential		1995	1995	2,433	-	\$962,778.82	\$14,769.99	2022	\$ -
119	Aerospace And Mechanical Engineering		1997	1997	184,586	-	\$127,341,455.15	\$1,783,671.76	2023	\$ 2,211,707
120	Deoncini Environment And Natural Resources	(Leased Out)	1997	1997	-	62,390	\$33,575,501.78	\$0.00	2024	\$ -
121	Villa Del Puente	(Res. Life)	2003	2003	-	77,693	\$28,332,173.68	\$0.00	2024	\$ -
121A	Villa Del Puente South	(Res. Life)	2003	2003	-	16,933	\$6,087,656.06	\$0.00	2024	\$ -
121B	Villa Del Puente Non-Residential		2003	2003	8,435	-	\$5,835,471.05	\$62,276.15	2022	\$ -
122	Posada San Pedro	(Res. Life)	2004	2004	-	77,693	\$28,308,919.75	\$0.00	2024	\$ -
123	Pueblo De La Cienega	(Res. Life)	2004	2004	-	77,693	\$28,308,728.35	\$0.00	2024	\$ -
124	Facilities Management - Storage		1932	1932	7,638	-	\$1,901,520.41	\$49,464.25	2022	\$ 300,151
126	Grand Challenges Research Bldg		2024	2024	129,543	-	\$82,897,153.00	\$0.00	-	\$ -

BUILDING INVENTORY REPORT

7/1/2023 - 6/30/2024

Facility No (1)	Facility Name	Notes/ Footnotes	Original Constr. Date	Adjusted Constr. Date (2)	Academic/ Support GSF	Auxiliary GSF (3)	Estimated Replacement Value (4)	Calculated Renewal Request (5)	Fiscal Year Inspected (10)	Estimated Deferred Maintenance (6)
127A	Leased Out	(Leased Out)	1968	1968	-	720	\$265,933.60	\$0.00	2022	\$ 7,738
127B	Leased Out	(Leased Out)	1968	1968	-	1,350	\$498,625.49	\$0.00	2022	\$ -
127C	Leased Out	(Leased Out)	1968	1968	-	880	\$325,029.95	\$0.00	2022	\$ -
127D	Leased Out	(Leased Out)	1968	1968	-	570	\$210,530.76	\$0.00	2022	\$ -
128	Martin Luther King Jr. Building		1955	1955	14,140	-	\$5,720,173.24	\$148,798.87	2023	\$ 769,392
129	Graduate Center		1993	1993	6,057	-	\$2,562,766.49	\$41,024.77	2024	\$ 194,901
131	Likins Hall	(Res. Life)	2011	2011	-	131,391	\$48,885,216.72	\$0.00	2024	\$ -
132	Arbol de la Vida Residence Hall	(Res. Life)	2011	2011	-	234,455	\$86,149,195.59	\$0.00	2024	\$ -
133	Residence Life Auxiliary Services Building	(Res. Life)	2011	2011	-	7,554	\$3,358,111.59	\$0.00	2024	\$ -
134	Beal Center		1968	1968	4,361	-	\$1,786,164.19	\$46,463.49	2023	\$ -
135	Pima Residence Hall	(Res. Life)	1992	1992	-	18,114	\$7,193,483.48	\$0.00	2024	\$ -
135A	Pima Hall Addition	(Res. Life)	2000	2000	-	21,037	\$8,006,765.04	\$0.00	2024	\$ -
136	Bartlett Building		2001	2001	20,549	-	\$9,817,342.28	\$117,867.01	2023	\$ 1,041,659
137	ENR2		2015	2015	207,632	-	\$113,143,211.75	\$528,265.66	2024	\$ -
138	South Stadium Parking Structure	(Aux. Ent.)	2017	2017	-	317,594	\$48,158,981.47	\$0.00	2022	\$ -
140	Richard Jefferson Gymnasium	(Aux. Ent.)	2008	2008	-	30,721	\$13,558,265.08	\$0.00	2024	\$ -
141	C.A.T.S. Academic Center	(Aux. Ent.)	2016	2016	-	15,060	\$6,510,707.39	\$0.00	2024	\$ -
142	Cole and Jeannie Davis Sports Center	(Aux. Ent.)	2019	2019	-	73,294	\$37,221,332.41	\$0.00	2024	\$ -
150	Helen S. Schaefer Poetry Center		2007	2007	15,315	-	\$6,743,540.58	\$58,473.24	2023	\$ 2,143
151A	Babcock Office Building A		1975	1975	12,641	-	\$5,511,552.38	\$139,695.81	2024	\$ 2,478,525
151B	Babcock Residence Hall B	(Res. Life)	1975	1975	-	26,481	\$9,638,665.18	\$0.00	2024	\$ -
151C	Babcock Office Building C		1975	1975	14,278	-	\$6,499,360.02	\$164,732.78	2024	\$ 3,871,848
151D	Babcock Office Building D		1975	1975	3,976	-	\$1,637,542.54	\$41,505.15	2022	\$ -
151E	Babcock Residence Hall E	(Res. Life)	1975	1975	-	10,848	\$3,950,424.69	\$0.00	2024	\$ -
151F	Babcock Residence Hall F	(Res. Life)	1975	1975	-	7,952	\$2,895,812.79	\$0.00	2024	\$ -
155C	---		1936	1936	1,199	-	\$454,637.30	\$11,826.48	2023	\$ 11,000
155F	Art Works A		1930	1930	1,448	-	\$939,865.39	\$24,448.72	2023	\$ 3,563
155H	Sonoran UCEDD		1957	1957	1,584	-	\$587,063.88	\$15,271.29	2023	\$ -
155J	LGBTQ+ Institute		1936	1936	1,271	-	\$475,550.38	\$12,370.49	2023	\$ 14,623
155M	Art Works B		1930	1930	1,296	-	\$758,435.03	\$19,729.17	2023	\$ 9,972
155N	Art Works C		1930	1930	845	-	\$328,213.66	\$8,537.82	2023	\$ -
158	University Services Building		1996	1996	114,656	-	\$54,852,273.71	\$804,902.26	2024	\$ 3,287,515
159	Main Gate Garage	(Aux. Ent.)	1995	1995	-	254,380	\$38,506,255.03	\$0.00	2022	\$ 25,000
160	Tyndall Avenue Garage	(Aux. Ent.)	2000	2000	-	526,104	\$79,626,330.95	\$0.00	2022	\$ 18,000
167	Franke Honors College		2019	2019	48,934	-	\$22,111,911.47	\$58,994.58	2024	\$ -

**BUILDING INVENTORY REPORT**

7/1/2023 - 6/30/2024

Facility No (1)	Facility Name	Notes/ Footnotes	Original Constr. Date	Adjusted Constr. Date (2)	Academic/ Support GSF	Auxiliary GSF (3)	Estimated Replacement Value (4)	Calculated Renewal Request (5)	Fiscal Year Inspected (10)	Estimated Deferred Maintenance (6)
167A	Franke Honors College - Residence Hall	(Res. Life)	2019	2019	-	302,954	\$137,925,884.48	\$0.00	2024	\$ -
168	UA Recreation and Wellness Center	(Aux. Ent.)	2019	2019	-	68,655	\$33,941,012.19	\$0.00	2022	\$ -
169	UA Honors College Parking Garage	(Aux. Ent.)	2019	2019	-	130,189	\$20,124,473.80	\$0.00	2022	\$ -
173	Applied Research Building		2023	2023	90,942	-	\$68,964,954.38	\$45,999.62	-	\$ -
174	Central Refrigeration Plant		1990	1990	28,776	-	\$12,996,730.80	\$234,058.13	2021	\$ 866,324
176	Rogers Law Building		1969	1969	97,784	-	\$43,206,819.70	\$1,123,939.00	2023	\$ 2,060,041
176A	Rogers Law Building		1996	1996	13,936	-	\$6,629,440.48	\$97,280.41	2023	\$ 353,347
177	Rountree Hall		1928	1928	22,912	-	\$10,816,560.23	\$281,371.18	2024	\$ 2,122,351
180	Sixth Street Garage	(Aux. Ent.)	2002	2002	-	576,962	\$87,299,131.65	\$0.00	2022	\$ 15,000
180A	Facilities Management Custodial		2002	2002	1,115	-	\$492,055.44	\$5,579.42	2024	\$ -
180B	CALS Campus Greenhouse Support Complex		2004	2004	12,885	-	\$5,373,616.52	\$57,347.24	2024	\$ 279,882
180C	CALS Campus Greenhouse		2006	2006	7,819	-	\$3,247,790.68	\$30,327.87	2024	\$ 187,554
180D	CALS Campus Greenhouse		2011	2011	1,459	-	\$603,042.38	\$4,022.29	2024	\$ 187,554
181	Parking And Transportation Office Building	(Aux. Ent.)	2003	2003	-	16,605	\$6,795,190.38	\$0.00	2024	\$ -
182	El Portal	(Res. Life)	2003	2003	-	22,116	\$10,915,952.10	\$0.00	2024	\$ -
186	University Facility Services		2022	2022	72,312	-	\$33,104,101.05	\$44,160.87	-	\$ -
190	Highland Avenue Parking Garage	(Aux. Ent.)	2005	2005	-	489,324	\$74,120,884.00	\$0.00	2022	\$ 10,000
197	Visual Arts Lab		2007	2007	24,381	-	\$16,662,109.22	\$144,477.15	2022	\$ 314,286
199	Douglass House	(Historic)	1903	1903	1,352	-	\$1,902,194.34	\$49,481.78	2022	\$ -
199A	Smith House	(Historic)	1906	1906	2,274	-	\$2,008,546.16	\$52,248.31	2022	\$ -
201	Arizona Health Sciences Center		1968	1968	570,258	-	\$411,913,566.69	\$10,715,107.61	2024	\$ 23,107,781
201A	Arizona Health Sciences Center Library		1991	1991	86,816	-	\$43,349,438.86	\$751,765.97	2023	\$ 1,716,033
201B	Steele Children's Research Center		1991	1991	49,294	-	\$41,207,183.86	\$714,614.98	2022	\$ 304,328
201E	Sarver Heart Center		2000	2000	36,400	-	\$21,198,101.07	\$268,643.53	2022	\$ 608,981
202	Drachman Hall		2006	2006	114,093	-	\$54,024,450.34	\$504,480.32	2021	\$ 50,000
203	Nursing		1967	1967	67,018	-	\$36,877,737.97	\$959,300.60	2022	\$ 1,680,827
205	AHSC Central Heating And Refrigeration Plant		1967	1967	36,221	-	\$15,275,706.87	\$397,366.96	2021	\$ 768,335
206	Facilities Mgmt Shops		1966	1966	11,196	-	\$4,845,826.05	\$126,054.47	2023	\$ 53,372
206A	Facilities Mgmt Plumbing/Paint/Mechanical Shops		2004	2004	9,862	-	\$4,086,215.75	\$43,608.09	2023	\$ 47,013
206B	Facilities Mgmt Machine Shop		1985	1985	1,337	-	\$553,838.75	\$11,451.72	2023	\$ 3,355
207	Pharmacy		1980	1980	101,184	-	\$79,465,625.55	\$1,855,125.03	2022	\$ 1,389,981
210	Facilities Management HR		1952	1952	1,062	-	\$411,454.22	\$10,703.16	2023	\$ -
213	Lester House		1946	1946	1,530	-	\$584,995.88	\$15,217.50	2023	\$ -
214	Facilities Management		1995	1995	1,096	-	\$406,412.70	\$6,234.78	2023	\$ -
216	Health Sciences Innovation Building		2019	2019	261,249	-	\$146,130,481.34	\$389,876.12	2023	\$ -

BUILDING INVENTORY REPORT

7/1/2023 - 6/30/2024

Facility No (1)	Facility Name	Notes/ Footnotes	Original Constr. Date	Adjusted Constr. Date (2)	Academic/ Support GSF	Auxiliary GSF (3)	Estimated Replacement Value (4)	Calculated Renewal Request (5)	Fiscal Year Inspected (10)	Estimated Deferred Maintenance (6)
221	Life Sciences North		1990	1990	125,524	-	\$105,445,733.87	\$1,898,972.22	2022	\$ 3,324,803
222	Levy Cancer Center		1986	1986	85,971	-	\$62,444,488.17	\$1,249,514.21	2022	\$ 2,523,814
222A	Salmon Building		1998	1998	102,100	-	\$64,868,392.67	\$865,344.36	2022	\$ 1,606,205
224	---		1997	1997	7,530	-	\$3,869,799.46	\$54,204.28	2023	\$ 1,254
228	UAHS Auxiliary - 1145		1978	1978	2,586	-	\$1,044,282.13	\$25,075.30	2023	\$ -
229	---		2010	2010	6,446	-	\$3,341,718.49	\$24,518.19	2023	\$ -
231	UAHS Garage	(Aux. Ent.)	1991	1991	-	273,340	\$41,341,861.30	\$0.00	2022	\$ 1,110,000
233	Weil Center for Integrative Medicine		2023	2023	31,743	-	\$16,825,798.00	\$11,222.81	-	\$ -
240	Keating Bioresearch Building		2007	2007	190,691	-	\$148,633,053.76	\$1,288,797.21	2022	\$ 183,330
241	Medical Research Building		2006	2006	144,988	-	\$111,064,094.49	\$1,037,116.51	2022	\$ 104,498
242	Bioscience Research Laboratories		2017	2017	172,623	-	\$113,405,974.52	\$378,208.93	2023	\$ -
290	Warren Apartments		1941	1941	3,486	-	\$1,165,619.39	\$30,321.26	2022	\$ 37,228
300A	University Services Annex West		1966	1966	71,560	-	\$37,265,180.63	\$969,379.14	2022	\$ 2,330,896
300B	University Services Annex East		1966	1966	23,678	-	\$9,980,207.98	\$259,615.15	2022	\$ 771,254
301	University Library Storage		1947	1947	1,021	-	\$336,344.62	\$8,749.33	2022	\$ -
302	Confluentcenter For Creative Inquiry		1944	1944	1,810	-	\$758,659.25	\$19,735.00	2022	\$ -
306	ICA Service Facilities	(Aux. Ent.)	1985	1985	-	2,337	\$1,272,267.70	\$0.00	2022	\$ -
307	Ground Maintenance		1995	1995	600	-	\$248,543.94	\$3,812.91	2022	\$ -
308	Rope Course Facility	(Aux. Ent.)	1999	1999	-	1,428	\$738,399.58	\$0.00	2022	\$ -
309	Rope Course Facility	(Aux. Ent.)	1999	1999	-	325	\$181,109.58	\$0.00	2022	\$ -
310	Murphey Field House	(Aux. Ent.)	2007	2007	-	1,857	\$1,017,584.29	\$0.00	2022	\$ -
311	ICA Timer Building	(Aux. Ent.)	2010	2010	-	247	\$137,643.28	\$0.00	2022	\$ -
312	Residence Life Facilities	(Aux. Ent.)	1955	1955	-	12,497	\$5,250,769.04	\$0.00	2024	\$ -
314	Rincon Vista Annex	(Aux. Ent.)	1971	1971	-	22,095	\$9,023,517.21	\$0.00	2022	\$ -
314A	Rincon Vista Storage A	(Aux. Ent.)	1988	1988	-	2,615	\$1,327,988.04	\$0.00	2022	\$ -
314B	Rincon Vista Storage B	(Aux. Ent.)	1988	1988	-	1,128	\$572,837.67	\$0.00	2022	\$ -
323	TBA - 1510-1512		1927	1927	1,621	-	\$518,813.00	\$13,495.88	2022	\$ 11,883
324	TBA - 1423		1995	1995	2,031	-	\$819,806.62	\$12,576.65	2022	\$ -
328	SBS Annex 44		1979	1979	2,367	-	\$757,575.80	\$17,685.61	2022	\$ -
329	Leased Out	(Aux. Ent.)	1952	1952	-	665	\$267,458.80	\$0.00	2023	\$ -
329A	1072 - Leased Out	(Aux. Ent.)	1952	1952	-	435	\$174,954.25	\$0.00	2023	\$ -
339	Tumamoc Annex		1911	1911	3,059	-	\$1,134,036.30	\$29,499.69	2022	\$ 285,385
339A	Tumamoc Annex Garage A		1911	1911	1,281	-	\$318,888.52	\$8,295.25	2022	\$ -
339B	Tumamoc Annex Garage B		1911	1911	756	-	\$188,210.19	\$4,895.91	2022	\$ -
342	Storage		1914	1914	1,410	-	\$304,701.63	\$7,926.20	2022	\$ 69,762

BUILDING INVENTORY REPORT

7/1/2023 - 6/30/2024

Facility No (1)	Facility Name	Notes/ Footnotes	Original Constr. Date	Adjusted Constr. Date (2)	Academic/ Support GSF	Auxiliary GSF (3)	Estimated Replacement Value (4)	Calculated Renewal Request (5)	Fiscal Year Inspected (10)	Estimated Deferred Maintenance (6)
342A	Storage		1914	1914	616	-	\$133,126.11	\$3,463.01	2022	\$ 4,463
343	Storage		1941	1941	1,052	-	\$227,351.73	\$5,914.10	2022	\$ 33,937
343A	Storage		1941	1941	444	-	\$95,954.53	\$2,496.07	2022	\$ 7,334
346	TBA - 1601		1949	1949	1,071	-	\$432,667.13	\$11,254.97	2022	\$ -
358	TBA - 330		1937	1937	1,804	-	\$577,332.34	\$15,018.15	2022	\$ 13,223
362	TBA - 350		1934	1934	1,391	-	\$445,215.69	\$11,581.40	2022	\$ -
370	Paul and Alice Baker Distribution Center		1984	1984	288,559	-	\$79,825,234.83	\$1,650,546.38	2023	\$ 9,037,795
371	TBA - 1324		1935	1935	1,105	-	\$353,663.40	\$9,199.85	-	\$ -
374	2141		1952	1952	4,979	-	\$1,593,565.67	\$41,453.42	2023	\$ -
375	Bear Canyon - Main House		1973	1973	5,767	-	\$1,845,539.03	\$48,008.01	2022	\$ -
375A	Bear Canyon - Guest House		1973	1973	932	-	\$298,307.59	\$7,759.88	2022	\$ -
375B	Bear Canyon - Event House		1979	1979	4,372	-	\$1,399,352.59	\$32,667.89	2022	\$ -
378	TBA - 1518		1947	1947	2,019	-	\$646,195.84	\$16,809.49	2022	\$ 59,838
379	TBA - 1554		1929	1929	2,518	-	\$805,978.56	\$20,965.92	2022	\$ 50,202
380	TBA - 1548		1927	1927	1,930	-	\$617,670.16	\$16,067.45	2022	\$ 16,028
382	TBA - 325		1957	1957	1,620	-	\$518,492.95	\$13,487.56	2022	\$ -
382A	TBA - 323		1988	1988	800	-	\$256,045.90	\$4,781.91	2022	\$ -
382B	TBA - 321		1988	1988	800	-	\$256,045.90	\$4,781.91	2022	\$ -
382C	TBA - 319		1988	1988	800	-	\$256,045.90	\$4,781.91	2022	\$ -
406A	1601 N Tucson 23		1957	1957	1,650	-	\$685,068.76	\$17,820.69	2022	\$ 7,232
406B	Human Energy Systems Laboratory		1957	1957	1,110	-	\$609,130.21	\$15,845.30	2022	\$ -
406C	Human Energy Systems Laboratory		1957	1957	1,924	-	\$947,024.62	\$24,634.95	2022	\$ -
406E	1601 N Tucson 23A		1957	1957	750	-	\$306,576.54	\$7,974.98	2022	\$ -
406F	College of Medicine Continuing Education		1957	1957	1,335	-	\$545,028.64	\$14,177.83	2022	\$ -
407	1601 N Tucson 32		1955	1955	1,387	-	\$574,730.24	\$14,950.46	2022	\$ -
408	Wassaja Center for Native American Health		1956	1956	2,625	-	\$1,111,961.15	\$28,925.45	2023	\$ -
408A	Enrollment Management Systems and Communication		1949	1949	1,618	-	\$614,339.46	\$15,980.81	2023	\$ 12,179
409	Research Development		1998	1998	5,260	-	\$2,164,425.22	\$28,873.43	2021	\$ 332,439
409A	Student Affairs Systems Group		1998	1998	6,415	-	\$2,726,702.50	\$36,374.21	2021	\$ 384,305
413	Santa Rita House		1944	1944	1,860	-	\$698,364.16	\$18,166.55	2022	\$ -
414B	TBA - 1228		1949	1949	1,334	-	\$554,741.00	\$14,430.48	2022	\$ 16,927
418	Mabel Storage		1957	1957	1,587	-	\$816,677.72	\$21,244.24	2022	\$ 49,819
420	Esquire Apartments		1967	1967	24,089	-	\$10,990,974.58	\$285,908.22	2024	\$ 2,091,068
421A	Row House 1715		2020	2020	1,522	-	\$487,127.32	\$974.74	2022	\$ -
421B	Row House 1721	(Aux. Ent.)	2021	2021	-	1,201	\$384,388.91	\$0.00	2022	\$ -

**BUILDING INVENTORY REPORT**

7/1/2023 - 6/30/2024

Facility No (1)	Facility Name	Notes/ Footnotes	Original Constr. Date	Adjusted Constr. Date (2)	Academic/ Support GSF	Auxiliary GSF (3)	Estimated Replacement Value (4)	Calculated Renewal Request (5)	Fiscal Year Inspected (10)	Estimated Deferred Maintenance (6)
421C	Row House 1729	(Aux. Ent.)	2022	2022	-	1,054	\$337,340.47	\$0.00	2022	\$ -
421D	Row House 1733	(Aux. Ent.)	2024	2024	-	1,170	\$230,000.00	\$0.00	-	\$ -
422A	Storage		1917	1917	1,104	-	\$238,589.65	\$6,206.43	2022	\$ 36,289
425	AZ Area Health Education Center		1928	1928	2,496	-	\$1,031,235.90	\$26,825.54	2023	\$ -
428	Law Annex III – Undergraduates & Masters Programs		1937	1937	2,467	-	\$927,380.53	\$24,123.95	2022	\$ -
429	France-AZ Institute for Global Grand Challenges		1944	1944	1,193	-	\$419,811.71	\$10,920.56	2022	\$ -
429A	UA Bookstores-TFOB		1989	1989	1,150	-	\$406,974.84	\$7,329.21	2022	\$ -
437	Water Resources Research Center		1959	1959	8,221	-	\$3,510,000.01	\$91,305.63	2022	\$ 90,047
438	Gender and Women's Studies		1966	1966	16,291	-	\$6,584,415.68	\$171,280.41	2024	\$ 979,028
444	Education North		1966	1966	11,301	-	\$4,861,140.97	\$126,452.86	2021	\$ 172,084
451	Arizona Mining & Mineral Museum		1921	1921	32,000	-	\$15,638,543.92	\$406,805.44	2022	\$ 770,976
454	TBA - 407		1930	1930	760	-	\$346,331.85	\$9,009.13	2022	\$ 32,868
454A	TBA - 415		1919	1919	646	-	\$294,382.07	\$7,657.76	2022	\$ 35,099
455	Office of General Education		1983	1983	1,646	-	\$610,613.22	\$13,032.93	2022	\$ -
455A	Office of General Education		2001	2001	2,589	-	\$988,656.81	\$11,869.81	2022	\$ -
456	Faculty Center		1936	1936	1,515	-	\$580,256.45	\$15,094.21	2022	\$ 16,336
457	Physiology		1935	1935	1,731	-	\$641,689.61	\$16,692.27	2022	\$ -
466	TBA - 1244		1929	1929	1,553	-	\$707,701.80	\$18,409.45	2022	\$ 117,786
470	Facilities Management Renovation Services		1955	1955	4,364	-	\$1,765,446.64	\$45,924.56	2021	\$ 138,710
471	ARL Annex		1946	1946	889	-	\$329,547.24	\$8,572.51	2022	\$ -
471A	Law Annex II - Programs		1942	1942	1,505	-	\$577,877.03	\$15,032.32	2022	\$ -
471B	PBHL - 1249		1941	1941	2,376	-	\$902,940.35	\$23,488.19	2022	\$ -
472	1533 E Mabel		1948	1948	1,212	-	\$489,284.08	\$12,727.75	2023	\$ 23,356
474	TBA - 310		1923	1923	882	-	\$282,290.60	\$7,343.23	2022	\$ -
476	Graduate Interdisciplinary Programs North		1978	1978	1,539	-	\$623,565.02	\$14,973.04	2023	\$ 39,002
479	COPH-Drachman House		1969	1969	2,398	-	\$1,162,818.86	\$30,248.41	2023	\$ -
480	Broadway Administrative Offices		1987	1987	14,063	-	\$6,104,348.59	\$118,076.41	2024	\$ -
483D	Udall Center For Studies In Public Policy		1903	1903	1,188	-	\$460,495.32	\$11,978.86	2023	\$ -
490	Arizona Materials Laboratory		1965	1965	18,567	-	\$9,913,240.78	\$257,873.13	2023	\$ 501,561
490A	Arizona Materials Laboratory		1978	1978	26,351	-	\$16,282,231.82	\$390,968.95	2023	\$ 2,224,370
491	Alvernon Admin Offices		1973	1973	61,927	-	\$26,961,216.46	\$701,342.12	2024	\$ 549,452
493	Facilities Management Electric Shop		1997	1997	4,180	-	\$1,687,647.14	\$23,638.87	2022	\$ -
494	COPH - Western Regional Public Health Training Ctr		1935	1935	1,913	-	\$709,345.89	\$18,452.21	2022	\$ -
498	U Of A Motor Pool Garage		2003	2003	5,828	-	\$1,518,307.17	\$16,203.37	2023	\$ 27,782
498A	U Of A Motor Pool Office Building		1961	1961	989	-	\$408,962.13	\$10,638.33	2023	\$ -



BUILDING INVENTORY REPORT

7/1/2023 - 6/30/2024

Facility No (1)	Facility Name	Notes/ Footnotes	Original Constr. Date	Adjusted Constr. Date (2)	Academic/ Support GSF	Auxiliary GSF (3)	Estimated Replacement Value (4)	Calculated Renewal Request (5)	Fiscal Year Inspected (10)	Estimated Deferred Maintenance (6)
500	Michael J. Drake Building		1979	1979	49,123	-	\$29,335,900.47	\$684,846.60	2024	\$ 1,851,503
506	Oro Valley Vet Med Facility		1987	1987	30,139	-	\$18,645,345.61	\$360,656.92	2024	\$ 501,266
509	TBA - 1208		1936	1936	1,063	-	\$394,224.12	\$10,254.95	2022	\$ 29,166
512	TBA - 1200		1941	1941	1,190	-	\$480,394.50	\$12,496.50	2022	\$ 31,443
513	Facilities Management Elevator Shop		1934	1934	1,250	-	\$511,809.62	\$13,313.70	2022	\$ -
520	TBA - 1504		1927	1927	964	-	\$357,688.61	\$9,304.55	2022	\$ 1,712
540	Facilities Management - Masonry		1972	1972	2,722	-	\$871,196.17	\$22,662.43	2023	\$ -
543	OV Vet Med - Stallard Pl		1985	1985	38,002	-	\$15,539,906.10	\$321,318.64	2024	\$ 632,173
546	TBA - Phoenix		1919	1919	2,614	-	\$836,629.98	\$21,763.26	2024	\$ 213,795
571	Law Annex		1936	1936	2,321	-	\$955,726.91	\$24,861.32	2022	\$ 32,385
572	Arthritis Center Annex		1962	1962	1,703	-	\$814,554.20	\$21,189.00	2023	\$ -
573	Facilities Management Custodial		1956	1956	1,272	-	\$471,895.45	\$12,275.42	2023	\$ -
605	Indian Ruins Guest House		1934	1934	551	-	\$176,351.61	\$4,587.43	2023	\$ -
606	Indian Ruins Lab		1934	1934	658	-	\$435,931.33	\$11,339.88	2023	\$ -
607	Indian Ruins Main House		1934	1934	1,188	-	\$380,228.16	\$9,890.88	2023	\$ -
801	Tumamoc Hill - Main Library	(Historic)	1959	1959	4,420	-	\$3,634,429.28	\$94,542.41	2022	\$ 122,790
802	Tumamoc Hill - Old Chemistry	(Historic)	1959	1959	1,363	-	\$1,102,322.46	\$28,674.71	2022	\$ 28,175
803	Tumamoc Hill - USGS	(Historic)	1959	1959	1,624	-	\$1,357,977.83	\$35,325.08	2022	\$ 11,953
804	Tumamoc Hill - Sykes Lab	(Historic)	1959	1959	3,122	-	\$3,970,113.71	\$103,274.57	2022	\$ 34,345
805	Tumamoc Hill - Sykes Lab Annex	(Historic)	1959	1959	980	-	\$998,039.48	\$25,962.00	2022	\$ 17,438
808	Tumamoc Hill - Storage Shed C		1959	1959	100	-	\$35,469.43	\$922.67	2022	\$ 725
810	Tumamoc Hill - Inactive		1959	1959	192	-	\$93,799.92	\$2,440.02	2022	\$ -
811	Tumamoc Hill - Boathouse		1959	1959	800	-	\$366,831.98	\$9,542.40	2022	\$ 6,645
812	Tumamoc Hill - Boathouse Annex		1959	1959	144	-	\$58,193.25	\$1,513.78	2022	\$ 4,608
813	Tumamoc Hill - Residence		1948	1948	1,338	-	\$294,326.34	\$7,656.31	2022	\$ 89,834
815	Tumamoc Hill - 1600 Caretaker Residence		1980	1980	612	-	\$195,875.11	\$4,572.70	-	\$ -
851	Tumamoc Hill - 14" Telescope		1977	1977	196	-	\$144,338.17	\$3,562.12	2022	\$ 3,238
852	Tumamoc Hill - 21" Telescope		1977	1977	322	-	\$223,955.61	\$5,527.00	2022	\$ -
854	KUAT Transmitting Station		2002	2002	824	-	\$400,675.01	\$4,543.25	2022	\$ 1,266
855	Tumamoc Hill - CARBA, KGUN		2002	2002	438	-	\$212,980.16	\$2,414.98	2022	\$ -
901	Kitt Peak Observatory		1963	1963	3,410	-	\$2,925,639.43	\$76,104.66	2022	\$ -
902	Kitt Peak Observatory		1963	1963	2,788	-	\$906,918.69	\$23,591.68	2022	\$ -
903	Kitt Peak Observatory		1968	1968	7,159	-	\$6,106,560.32	\$158,849.95	2022	\$ -
904	Kitt Peak Observatory		1968	1968	254	-	\$176,619.18	\$4,594.39	2022	\$ -
905	Kitt Peak Observatory		1987	1987	754	-	\$524,294.72	\$10,141.43	2022	\$ -

BUILDING INVENTORY REPORT

7/1/2023 - 6/30/2024

Facility No (1)	Facility Name	Notes/ Footnotes	Original Constr. Date	Adjusted Constr. Date (2)	Academic/ Support GSF	Auxiliary GSF (3)	Estimated Replacement Value (4)	Calculated Renewal Request (5)	Fiscal Year Inspected (10)	Estimated Deferred Maintenance (6)
907	Kitt Peak Observatory		1988	1988	108	-	\$75,097.92	\$1,402.53	2022	\$ -
908	Kitt Peak Maintenance Supervisor Residence		1968	1968	864	-	\$276,529.57	\$7,193.36	2022	\$ -
909	Kitt Peak Dorm		1987	1987	1,344	-	\$430,157.11	\$8,320.53	2022	\$ -
910	Spacewatch Telescope		1997	1997	1,675	-	\$1,164,986.48	\$16,317.97	2022	\$ -
911	Kitt Peak 12M Radio Telescope		1933	1933	7,088	-	\$6,081,211.81	\$158,190.56	2022	\$ -
912	Kitt Peak Radio Telescope Dormitory		1966	1966	1,414	-	\$456,438.64	\$11,873.34	2022	\$ -
913	Kitt Peak Radio Telescope Recreation Building		1957	1957	569	-	\$250,339.87	\$6,512.09	2022	\$ -
914	Kitt Peak Radio Telescope Electronics Bldg		1957	1957	2,456	-	\$1,142,952.47	\$29,731.62	2022	\$ -
915	Kitt Peak Radio Telescope Operator Residence		1977	1977	710	-	\$203,598.80	\$5,024.61	2022	\$ -
1013	UA Sierra Vista - Academic Technology Building		2002	2002	23,388	-	\$10,247,278.10	\$116,193.89	2022	\$ 232,990
1015	UA Sierra Vista - Arizona Folklore Facility		1989	1989	4,000	-	\$2,136,196.89	\$38,470.77	2022	\$ -
1015A	UA Sierra Vista - Moffett House		1989	1989	861	-	\$464,819.58	\$8,370.94	2022	\$ 18,183
1025	UA Sierra Vista - Sofia Building		2006	2006	24,311	-	\$11,334,865.92	\$105,844.98	-	\$ -
1050	San Xavier Mine		1971	1971	1,253	-	\$871,274.91	\$22,664.47	2022	\$ -
1051	San Xavier Mine Classroom Building		2010	2010	4,801	-	\$2,473,408.84	\$18,147.40	2022	\$ -
1052	San Xavier Mine - Garage		2012	2012	1,800	-	\$656,666.06	\$3,941.97	2022	\$ -
1101	Catalina Observatory Site 1 - 30" Schmidt Tel		1971	1971	854	-	\$593,969.23	\$15,450.92	2022	\$ -
1102	Catalina Observatory Site 1 - 61" Telescope		1971	1971	3,927	-	\$2,461,289.94	\$64,025.54	2022	\$ -
1103	Catalina Observatory Site 1 - Dormitory		1971	1971	2,422	-	\$775,178.96	\$20,164.73	2022	\$ 40,008
1104	Catalina Observatory Site 1 - Garage/Storage		1971	1971	487	-	\$70,859.18	\$1,843.26	2022	\$ -
1105	Catalina Observatory Site 1 - Water Pump House		1971	1971	105	-	\$73,011.86	\$1,899.26	2022	\$ -
1200	KUAT Radio-TV Transmitter		1971	1971	1,150	-	\$559,194.49	\$14,546.33	2022	\$ 2,083
1201	KUAT Radio-TV Transmitter		2002	2002	838	-	\$407,482.59	\$4,620.45	2022	\$ 1,518
1350	High Altitude Laboratory		1971	1971	2,427	-	\$1,567,661.59	\$40,779.58	2024	\$ 21,370
1415	Mt Lemmon Observatories - Radar Tower		1990	1990	3,180	-	\$2,179,058.32	\$39,242.66	2022	\$ 16,393
1416	Mt Lemmon Observatories - 24 in Telescope		2003	2003	254	-	\$176,619.18	\$1,884.88	2022	\$ -
2001	Campus Farm West - Maintenance HQ		1909	1909	3,885	-	\$967,191.25	\$25,159.55	2022	\$ -
2004	Campus Farm West - Pavilion and Archives		1956	1956	1,583	-	\$394,096.20	\$10,251.62	2022	\$ -
2005	Campus Farm West		1933	1933	3,669	-	\$1,498,123.63	\$38,970.69	2022	\$ -
2006	Campus Farm West - SNR Complex		1933	1933	2,170	-	\$874,260.16	\$22,742.13	2022	\$ -
2007	CVM Equine Clinical Training Facility		1933	1933	11,664	-	\$6,808,636.44	\$177,113.06	2022	\$ -
2008	Campus Farm West - Ag Education Center		1933	1933	4,672	-	\$3,440,550.70	\$89,499.05	2022	\$ -
2010	Campus Farm West - Irrigation Lab		1966	1966	2,041	-	\$1,318,334.28	\$34,293.83	2022	\$ 14,962
2011	Campus Farm West - Animal Pathology		1957	1957	672	-	\$134,084.06	\$3,487.93	2022	\$ -
2012	Campus Farm West - Animal Pathology		1957	1957	2,599	-	\$1,677,433.69	\$43,635.08	2022	\$ -

BUILDING INVENTORY REPORT

7/1/2023 - 6/30/2024

Facility No (1)	Facility Name	Notes/ Footnotes	Original Constr. Date	Adjusted Constr. Date (2)	Academic/ Support GSF	Auxiliary GSF (3)	Estimated Replacement Value (4)	Calculated Renewal Request (5)	Fiscal Year Inspected (10)	Estimated Deferred Maintenance (6)
2013	Campus Farm West - Storage		1977	1977	1,149	-	\$419,171.84	\$10,344.74	2022	\$ -
2015	Campus Farm West - ABE Machine Shop		1976	1976	3,224	-	\$643,284.24	\$16,304.68	2022	\$ -
2017	Food Product and Safety Lab		1980	1980	16,864	-	\$13,047,574.25	\$304,595.62	2022	\$ 153,602
2018	Campus Farm West - Covered Arena		1989	1989	14,800	-	\$4,992,921.15	\$89,917.52	2022	\$ -
2019	William J. Parker Agricultural Research Complex		2002	2002	42,556	-	\$26,615,152.90	\$301,789.22	2022	\$ 423,941
2023	Campus Farm West - Maintenance Offices		1933	1933	1,367	-	\$551,563.95	\$14,347.83	2022	\$ -
2024	Campus Farm - Bovine Facility		2021	2021	2,000	-	\$1,373,987.63	\$1,832.90	2022	\$ -
2026	Campus Farm West - Old Water Tower		1933	1933	196	-	\$79,207.48	\$2,060.42	2022	\$ -
2027	Campus Farm West - Modular Classroom	(Trailer)	1977	1977	1,145	-	\$365,643.35	\$9,023.71	2022	\$ -
2031	Campus Farm West		1909	1909	1,160	-	\$371,266.55	\$9,657.76	2022	\$ -
2032	Campus Farm West - Residence Garage		1909	1909	327	-	\$65,812.04	\$1,711.97	2022	\$ -
2042	Campus Farm West - Beef/Sheep HQ		1965	1965	1,578	-	\$1,023,668.72	\$26,628.69	2022	\$ -
2048	Campus Farm West - Animal Nutrition Lab		1989	1989	1,890	-	\$1,314,213.56	\$23,667.67	2022	\$ -
2061	Campus Farm East - Wildlife Storage		1977	1977	600	-	\$119,717.91	\$2,954.52	2022	\$ -
2065	Campus Farm East - Storage		1977	1977	918	-	\$183,168.40	\$4,520.41	2022	\$ -
2068	Campus Farm East		1992	1992	886	-	\$243,597.87	\$4,061.99	2022	\$ -
2069	Campus Farm East - CAC Garage		1988	1988	2,560	-	\$510,796.42	\$9,539.63	2022	\$ -
2069A	Campus Farm East		2006	2006	2,680	-	\$534,740.00	\$4,993.40	2022	\$ -
2070	Campus Farm East		1940	1940	1,768	-	\$565,861.44	\$14,719.75	2022	\$ -
2071	Campus Farm East - Residence		1948	1948	1,420	-	\$454,481.47	\$11,822.43	2022	\$ 48,657
2072	Campus Farm East - Residence Garage		1948	1948	489	-	\$71,150.18	\$1,850.83	2022	\$ 8,078
2074	Campus Farm East - CEAC Annex		1936	1936	2,218	-	\$1,120,476.58	\$29,146.96	2022	\$ -
2075	Campus Farm East - Fertilizer Building		1936	1936	968	-	\$673,099.85	\$17,509.35	2022	\$ -
2076	Campus Farm East		1936	1936	529	-	\$76,970.24	\$2,002.23	2022	\$ 5,704
2077	Campus Farm East - Greenhouse		1962	1962	4,637	-	\$1,916,591.86	\$49,856.30	2022	\$ -
2078	Campus Farm East - Greenhouse		1969	1969	4,637	-	\$1,916,591.86	\$49,856.30	2022	\$ -
2079	G H Head House		1969	1969	3,211	-	\$2,098,925.09	\$54,599.34	2022	\$ -
2080	Campus Farm East - Greenhouse Support Complex		2004	2004	3,030	-	\$1,296,296.02	\$13,834.07	2022	\$ -
2081	Campus Farm East - Greenhouse		1967	1967	4,637	-	\$1,916,591.86	\$49,856.30	2022	\$ -
2082	Campus Farm East - Greenhouse		1990	1990	4,637	-	\$1,916,591.86	\$34,515.90	2022	\$ -
2084	Tucson Village Farm		1991	1991	3,935	-	\$1,534,350.86	\$26,608.71	2022	\$ -
2085A	Campus Farm East - Greenhouse Storage		2005	2005	864	-	\$172,393.79	\$1,724.80	2022	\$ -
2087	Campus Farm East - CEAC Teaching GH		2000	2000	5,283	-	\$2,183,600.35	\$27,672.77	2022	\$ -
2088	Controlled Environment Ag Building		2002	2002	4,511	-	\$2,115,540.62	\$23,988.12	2022	\$ 15,524
2091A	Campus Farm East - Greenhouse		1968	1968	3,007	-	\$1,242,870.76	\$32,330.80	2022	\$ -

BUILDING INVENTORY REPORT

7/1/2023 - 6/30/2024

Facility No (1)	Facility Name	Notes/ Footnotes	Original Constr. Date	Adjusted Constr. Date (2)	Academic/ Support GSF	Auxiliary GSF (3)	Estimated Replacement Value (4)	Calculated Renewal Request (5)	Fiscal Year Inspected (10)	Estimated Deferred Maintenance (6)
2091C	Campus Farm East - Greenhouse		1968	1968	3,007	-	\$1,242,870.76	\$32,330.80	2022	\$ -
2091D	Campus Farm East - Utility Building		2005	2005	288	-	\$121,256.69	\$1,213.17	2022	\$ -
2092	Campus Farm East - Pesticide Storage		1969	1969	963	-	\$192,147.25	\$4,998.33	2022	\$ -
2093	Campus Farm East - CAC Garage Storage		1969	1969	1,438	-	\$524,603.22	\$13,646.50	2022	\$ -
2094	Campus Farm East - Field Crew HQ		1969	1969	840	-	\$297,285.12	\$7,733.28	2022	\$ -
2095	Campus Farm East - CEAC Support		1992	1992	750	-	\$315,772.64	\$5,265.51	2022	\$ -
2096	Campus Farm East - Fisheries Lab		1960	1960	1,152	-	\$755,090.49	\$19,642.17	2022	\$ -
2097	Campus Farm East - High Pressure Lab		1960	1960	300	-	\$208,605.33	\$5,426.45	2022	\$ -
2098	Campus Farm East - Solvent Storage		1960	1960	546	-	\$352,675.41	\$9,174.15	2022	\$ -
2099A	Pima Cooperative Ext Metal Storage Shed		2005	2005	1,600	-	\$319,247.76	\$3,194.07	2022	\$ -
2101	Red Rock Ag Center Shop		2008	2008	4,000	-	\$798,119.41	\$6,920.49	2023	\$ -
2102	Red Rock Ag Center Residence A		2011	2011	720	-	\$230,441.31	\$1,537.04	2023	\$ -
2103	Red Rock Ag Center Residence B		2011	2011	720	-	\$230,441.31	\$1,537.04	2023	\$ -
2206	Yuma Mesa Farm		1945	1945	1,535	-	\$491,288.07	\$12,779.88	2024	\$ 3,777
2207	Yuma Mesa Farm		1945	1945	442	-	\$64,311.62	\$1,672.94	2024	\$ 3,777
2257	Yuma Mesa Farm		1977	1977	245	-	\$48,884.81	\$1,206.43	2024	\$ 3,777
2258	Yuma Mesa Farm		1958	1958	2,050	-	\$532,026.79	\$13,839.61	2024	\$ 48,409
2260	Yuma Mesa Farm		1976	1976	1,822	-	\$662,094.72	\$16,781.45	2024	\$ -
2265	Yuma Mesa Farm		1964	1964	720	-	\$143,661.49	\$3,737.07	2024	\$ -
2267	Yuma Mesa Farm		1965	1965	574	-	\$157,816.23	\$4,105.27	2024	\$ 23,231
2268	Yuma Mesa Farm		1963	1963	574	-	\$295,338.59	\$7,682.64	2024	\$ -
2269	Yuma Mesa Farm		1963	1963	622	-	\$320,035.89	\$8,325.09	2024	\$ -
2270	Yuma Mesa Farm		1993	1993	860	-	\$377,639.63	\$6,045.26	2024	\$ -
2275	Yuma Mesa Farm		1966	1966	2,151	-	\$535,502.80	\$13,930.03	2024	\$ 50,794
2276	Yuma Mesa Farm		1959	1959	1,200	-	\$298,746.33	\$7,771.29	2024	\$ 3,777
2281	Yuma Mesa Farm		1998	1998	1,022	-	\$442,036.91	\$5,896.77	2024	\$ 3,777
2286	Yuma Mesa Farm		1996	1996	1,050	-	\$540,253.52	\$7,927.68	2024	\$ 3,777
2287	Yuma Mesa Farm		1998	1998	2,400	-	\$1,721,728.47	\$22,967.86	2024	\$ -
2323	WCAC - Necropsy Laboratory		1991	1991	2,093	-	\$1,410,157.95	\$24,454.96	2023	\$ 4,058
2324	WCAC-AZ Vet. Diagnostic Lab		1995	1995	12,396	-	\$7,429,623.44	\$113,977.85	2023	\$ 45,667
2325	West Campus Agricultural Ctr		1998	1998	1,024	-	\$204,318.57	\$2,725.61	2023	\$ -
2327	WCAC-Shrimp Virus Bldg.		1956	1956	1,896	-	\$1,069,625.48	\$27,824.17	2023	\$ -
2328	Shrimp Pathology Facility		2002	2002	3,830	-	\$2,349,645.76	\$26,642.63	2023	\$ -
2328A	Shrimp Pathology Facility		2002	2002	1,218	-	\$634,423.61	\$7,193.73	2023	\$ -
2333	WCAC-AVDI Shop And Storage		1968	1968	1,120	-	\$339,833.81	\$8,840.10	2023	\$ -

BUILDING INVENTORY REPORT

7/1/2023 - 6/30/2024

Facility No (1)	Facility Name	Notes/ Footnotes	Original Constr. Date	Adjusted Constr. Date (2)	Academic/ Support GSF	Auxiliary GSF (3)	Estimated Replacement Value (4)	Calculated Renewal Request (5)	Fiscal Year Inspected (10)	Estimated Deferred Maintenance (6)
2334	WCAC-Aqua. Pth. Support		1968	1968	1,024	-	\$520,123.14	\$13,529.96	2023	\$ -
2335	WCAC-Old Poultry Bldg		1968	1968	1,024	-	\$661,427.88	\$17,205.72	2023	\$ -
2336	WCAC-Aqua. Pth. Support		1968	1968	1,024	-	\$520,123.14	\$13,529.96	2023	\$ -
2340	WCAC-Old Aqua. Pth. Lab		1960	1960	1,320	-	\$917,863.44	\$23,876.38	2023	\$ -
2341	WCAC - Quonset Hut		1958	1958	1,409	-	\$350,777.99	\$9,124.79	2023	\$ -
2342	WCAC - Storage		1975	1975	1,545	-	\$1,009,144.61	\$25,577.78	2023	\$ -
2343	West Campus Agricultural Ctr		1976	1976	576	-	\$372,053.18	\$9,430.06	2023	\$ -
2501	Maricopa Agricultural		1983	1983	2,354	-	\$508,731.91	\$10,858.37	2022	\$ 60,121
2504	Maricopa Agricultural Center		1987	1987	3,755	-	\$1,282,490.45	\$24,807.21	2022	\$ -
2510	Maricopa Agricultural Center		1987	1987	34,402	-	\$18,258,765.89	\$353,179.31	2022	\$ -
2511	Maricopa Agricultural Center		1987	1987	6,007	-	\$1,198,575.82	\$23,184.05	2022	\$ -
2512	Maricopa Agricultural Center		1987	1987	1,004	-	\$392,101.36	\$7,584.42	2022	\$ -
2513	Maricopa Agricultural Center		1988	1988	200	-	\$49,791.06	\$929.90	2022	\$ -
2514	Maricopa Agricultural Center		1988	1988	168	-	\$33,521.02	\$626.04	2022	\$ -
2515	Maricopa Agricultural Center		1985	1985	5,885	-	\$2,134,700.94	\$44,139.21	2022	\$ -
2516	Maricopa Agricultural Center		1985	1985	1,250	-	\$249,412.32	\$5,157.10	2022	\$ -
2516A	Maricopa Agricultural Center		1993	1993	800	-	\$199,164.22	\$3,188.22	2022	\$ -
2517	Maricopa Agricultural Center		1988	1988	4,000	-	\$805,040.27	\$15,034.93	2022	\$ -
2518	Maricopa Agricultural Center		1985	1985	2,250	-	\$560,149.37	\$11,582.21	2022	\$ -
2519	Maricopa Agricultural Center		1986	1986	2,489	-	\$713,742.83	\$14,281.99	2022	\$ -
2520	Maricopa Agricultural Center		1986	1986	2,188	-	\$627,428.41	\$12,554.84	2022	\$ -
2521	Maricopa Agricultural Center		1986	1986	2,188	-	\$627,428.41	\$12,554.84	2022	\$ -
2522	Maricopa Agricultural Center		1986	1986	1,973	-	\$565,775.25	\$11,321.16	2022	\$ 16,387
2523	Maricopa Agricultural Center		1986	1986	1,973	-	\$565,775.25	\$11,321.16	2022	\$ -
2524	Maricopa Agricultural Center		1986	1986	1,973	-	\$565,775.25	\$11,321.16	2022	\$ -
2530	Maricopa Agricultural Center		1987	1987	3,315	-	\$950,605.66	\$18,387.57	2022	\$ -
2531	Maricopa Agricultural Center		1987	1987	5,207	-	\$1,055,187.68	\$20,410.50	2022	\$ 28,672
2531A	Maricopa Agricultural Center		1993	1993	4,700	-	\$1,178,221.82	\$18,860.97	2022	\$ -
2535	Maricopa Agricultural Center		1987	1987	2,160	-	\$892,783.79	\$17,269.12	2022	\$ -
2536	Maricopa Agricultural Center		1987	1987	2,160	-	\$892,783.79	\$17,269.12	2022	\$ -
2537	Maricopa Agricultural Center		1987	1987	2,160	-	\$892,783.79	\$17,269.12	2022	\$ -
2538	Maricopa Agricultural Center		1987	1987	4,200	-	\$1,553,222.60	\$30,043.98	2022	\$ -
2539	Maricopa Agricultural Center		1987	1987	2,160	-	\$892,783.79	\$17,269.12	2022	\$ -
2543	Maricopa Agricultural Center		1986	1986	8,880	-	\$1,771,825.09	\$35,454.22	2022	\$ -
2705	Safford Farm		1946	1946	370	-	\$146,905.40	\$3,821.45	2022	\$ -

**BUILDING INVENTORY REPORT**

7/1/2023 - 6/30/2024

Facility No (1)	Facility Name	Notes/ Footnotes	Original Constr. Date	Adjusted Constr. Date (2)	Academic/ Support GSF	Auxiliary GSF (3)	Estimated Replacement Value (4)	Calculated Renewal Request (5)	Fiscal Year Inspected (10)	Estimated Deferred Maintenance (6)
2705A	Safford Farm		1946	1946	1,516	-	\$485,206.98	\$12,621.69	2022	\$ -
2707	Safford Farm		1946	1946	128	-	\$25,539.82	\$664.37	2022	\$ -
2708	Safford Farm		1970	1970	400	-	\$99,582.11	\$2,590.43	2022	\$ -
2709	Safford Farm		1945	1945	116	-	\$25,069.20	\$652.13	2022	\$ -
2710	Safford Farm		1946	1946	2,610	-	\$1,568,450.74	\$40,800.11	2022	\$ 28,144
2716	Safford Farm		1999	1999	880	-	\$380,618.86	\$5,077.46	2022	\$ -
2717	Safford Farm - Utility Education Building		2022	2022	1,200	-	\$239,435.82	\$319.41	-	\$ -
2750	Marana KUAT Transmitter		1975	1975	893	-	\$412,436.21	\$10,453.61	2024	\$ 17,540
2902	Yuma Valley Farm		1957	1957	1,966	-	\$629,232.80	\$16,368.23	2022	\$ -
2903	Yuma Valley Farm		1989	1989	384	-	\$76,619.46	\$1,379.84	2022	\$ -
2905	Yuma Valley Farm		1957	1957	2,140	-	\$1,045,478.32	\$27,196.03	2022	\$ -
2906	Yuma Valley Farm		1957	1957	2,744	-	\$1,340,557.24	\$34,871.92	2022	\$ -
2911	Yuma Valley Farm		1957	1957	3,174	-	\$1,025,307.41	\$26,671.32	2022	\$ -
2915	Yuma Valley Farm		1962	1962	5,208	-	\$1,182,012.25	\$30,747.68	2022	\$ -
2918	Yuma Valley Farm		1988	1988	500	-	\$99,764.93	\$1,863.21	2022	\$ -
2919	Yuma Valley Farm		1977	1977	1,981	-	\$591,122.56	\$14,588.31	2022	\$ -
2925	Yuma Valley Farm		1957	1957	231	-	\$97,574.70	\$2,538.21	2022	\$ -
2929	Yuma Valley Farm		1993	1993	118	-	\$51,037.53	\$817.01	2022	\$ -
2930	Yuma Valley Farm		1993	1993	118	-	\$51,037.53	\$817.01	2022	\$ -
2931	Yuma Valley Farm		1993	1993	136	-	\$58,822.92	\$941.64	2022	\$ -
2933	Glen G Curtis Bldg		2003	2008	19,631	-	\$12,506,429.18	\$108,443.25	2022	\$ -
2934	Yuma Valley Farm Machine Shop		2009	2009	3,200	-	\$1,165,933.37	\$9,332.13	2022	\$ -
2935	Yuma Valley Farm Greenhouse		2009	2009	2,988	-	\$1,235,017.57	\$9,885.08	2022	\$ -
2936	Yuma Valley Farm Greenhouse		2009	2009	2,988	-	\$1,235,017.57	\$9,885.08	2022	\$ -
2937	Yuma Ag Center Shop		2010	2010	3,200	-	\$1,167,406.33	\$8,565.26	2022	\$ -
2985	Yuma Valley Farm		1960	1960	815	-	\$162,616.83	\$4,230.15	2022	\$ -
3001	Arizona Biomedical Collaborative (ABC Building)		2007	2007	37,966	-	\$28,854,343.70	\$250,196.01	2024	\$ -
3004	Health Sciences Education Building		2012	2012	297,220	-	\$216,171,805.04	\$1,297,679.35	2024	\$ -
3004A	---		2013	2013	24,454	-	\$16,228,781.65	\$97,421.38	2022	\$ -
3005	Arizona Cancer Center - Phoenix	(Aux. Ent.)	2015	2015	-	227,580	\$157,121,174.34	\$0.00	2024	\$ -
3006	Biomedical Sciences Partnership Building - Phoenix		2017	2017	255,967	-	\$202,650,331.38	\$675,838.86	2024	\$ -
3007	UA Phoenix Plaza		1989	1989	33,057	-	\$14,928,036.79	\$268,839.01	2024	\$ 833,442
3103	Campus Farm South - Greenhouse		1978	1978	6,572	-	\$2,723,112.07	\$65,387.37	2022	\$ 110,275
3104	Crop Improvement		1987	1987	8,461	-	\$4,685,417.67	\$90,630.03	2022	\$ 165,002
3105	Dairy Supervisor Residence		1957	1957	1,438	-	\$460,242.50	\$11,972.29	2022	\$ 38,045

BUILDING INVENTORY REPORT

7/1/2023 - 6/30/2024

Facility No (1)	Facility Name	Notes/ Footnotes	Original Constr. Date	Adjusted Constr. Date (2)	Academic/ Support GSF	Auxiliary GSF (3)	Estimated Replacement Value (4)	Calculated Renewal Request (5)	Fiscal Year Inspected (10)	Estimated Deferred Maintenance (6)
3118	Campus Farm South		1957	1957	2,234	-	\$1,568,583.82	\$40,803.57	2022	\$ -
3120	Campus Farm South - North Seed House		1966	1966	7,254	-	\$4,556,502.12	\$118,528.29	2022	\$ -
3138	Campus Farm South - South Seed House		1957	1957	6,791	-	\$4,386,481.18	\$114,105.54	2022	\$ -
3139	Entomology		1977	1977	982	-	\$594,902.54	\$14,681.60	2022	\$ 7,199
3139B	Campus Farm South		1977	1977	112	-	\$48,442.40	\$1,195.51	2022	\$ 3,171
3139C	Campus Farm South		1977	1977	112	-	\$48,442.40	\$1,195.51	2022	\$ -
3139D	Campus Farm South		1977	1977	112	-	\$48,442.40	\$1,195.51	2022	\$ -
3139G	Entomology		1977	1977	112	-	\$48,442.40	\$1,195.51	2022	\$ 3,171
3139J	Entomology		1991	1991	112	-	\$48,442.40	\$840.09	2022	\$ -
3140	Earm South Entomology		1987	1987	1,878	-	\$1,159,529.86	\$22,428.79	2022	\$ -
3142	Entomology		1992	1992	713	-	\$308,387.78	\$5,142.37	2022	\$ 20,186
3175	Dairy		1987	1987	585	-	\$145,638.84	\$2,817.09	2022	\$ 11,167
3183	Campus Farm South - Greenhouse		1989	1989	1,606	-	\$663,801.28	\$11,954.40	2022	\$ -
3184	Campus Farm South - Greenhouse		1978	1978	2,223	-	\$918,823.32	\$22,062.79	2022	\$ -
3186	Campus Farm South - Greenhouse		1987	1987	1,900	-	\$785,319.07	\$15,190.43	2022	\$ -
3188	Campus Farm South - Greenhouse		1987	1987	542	-	\$234,426.62	\$4,534.51	2022	\$ -
3190	Campus Farm South - Dairy Shop		1966	1966	1,938	-	\$386,688.85	\$10,058.94	2022	\$ -
3191	Campus Farm South - Warehouse		1978	1978	2,017	-	\$833,678.19	\$20,018.28	2022	\$ -
3192	Campus Farm South - Greenhouse		1989	1989	1,606	-	\$663,801.28	\$11,954.40	2022	\$ -
3193	Campus Farm South - Greenhouse		1989	1989	1,606	-	\$663,801.28	\$11,954.40	2022	\$ -
3196	Campus Farm South - Greenhouse HQ		1966	1966	528	-	\$228,371.32	\$5,940.62	2022	\$ 9,660
3197	Campus Farm South - Shadehouse		1982	1982	1,606	-	\$694,629.42	\$15,289.49	2022	\$ 26,529
3198	Campus Farm South - Greenhouse		1966	1966	1,900	-	\$785,319.07	\$20,428.51	2022	\$ -
3301	Sunnyside - Shop/Records Mgmt		1948	1948	19,041	-	\$5,894,332.52	\$153,329.27	2022	\$ 173,430
3302	Sunnyside - Storage		1948	1948	1,848	-	\$460,069.35	\$11,967.78	2022	\$ 15,349
3302A	Sunnyside - Records Mgmt		2000	2000	4,774	-	\$1,188,512.49	\$15,062.02	2022	\$ -
3303	Sunnyside - Storage		1948	1948	3,825	-	\$952,253.93	\$24,770.98	2022	\$ 57,307
3304	Sunnyside - Storage		1948	1948	3,672	-	\$952,927.72	\$24,788.51	2022	\$ 73,944
3305	Sunnyside - Storage		1948	1948	3,672	-	\$914,163.78	\$23,780.14	2022	\$ 18,993
3306	Sunnyside - Arid Lands		1948	1948	16,214	-	\$5,799,010.18	\$150,849.65	2022	\$ -
3307	Sunnyside - Storage		1948	1948	616	-	\$153,356.45	\$3,989.26	2022	\$ -
3308	Sunnyside - Storage		1948	1948	616	-	\$153,356.45	\$3,989.26	2022	\$ -
3309	Sunnyside - Arid Lands		1948	1948	12,711	-	\$7,590,198.52	\$197,443.83	2022	\$ -
3309A	Sunnyside - Greenhouse		1980	1980	3,588	-	\$1,483,013.07	\$34,620.94	2022	\$ -
3309B	Sunnyside - Headhouse		1980	1980	638	-	\$285,196.26	\$6,657.91	2022	\$ -

BUILDING INVENTORY REPORT

7/1/2023 - 6/30/2024

Facility No (1)	Facility Name	Notes/ Footnotes	Original Constr. Date	Adjusted Constr. Date (2)	Academic/ Support GSF	Auxiliary GSF (3)	Estimated Replacement Value (4)	Calculated Renewal Request (5)	Fiscal Year Inspected (10)	Estimated Deferred Maintenance (6)
3309C	Sunnyside - Storage		1948	1948	50	-	\$17,855.51	\$464.48	2022	\$ -
3309D	Sunnyside - Storage		1945	1945	162	-	\$112,646.88	\$2,930.28	2022	\$ 1,910
3310	Sunnyside - Arid Lands		1948	1948	4,046	-	\$2,146,361.97	\$55,833.31	2022	\$ -
3310A	Sunnyside - Greenhouse Service		1948	1948	302	-	\$127,151.12	\$3,307.58	2022	\$ -
3310B	Sunnyside - Storage		1948	1948	77	-	\$31,896.47	\$829.72	2022	\$ -
3311	Sunnyside - Storage		1948	1948	4,046	-	\$1,007,273.05	\$26,202.19	2022	\$ 70,364
3312	Sunnyside - Storage		1948	1948	1,848	-	\$460,069.35	\$11,967.78	2022	\$ -
3313	Sunnyside - Storage		1948	1948	1,848	-	\$460,069.35	\$11,967.78	2022	\$ -
3314	Sunnyside - Storage		1968	1968	11,568	-	\$2,879,914.64	\$74,915.22	2022	\$ -
3315B	Sunnyside - Garage		1981	1981	576	-	\$83,808.81	\$1,900.62	2022	\$ -
3400	Mt Graham Telescope		1990	1990	11,953	-	\$9,339,167.77	\$168,189.07	2022	\$ -
3401	Mt Graham Utility Building		1993	1993	1,520	-	\$1,056,933.65	\$16,919.39	2022	\$ 7,287
3401A	Mt Graham Utility Building		2000	2000	1,315	-	\$943,363.72	\$11,955.25	2022	\$ -
3401B	Mt Graham UAPD Guardhouse		2000	2000	140	-	\$56,576.77	\$717.00	2022	\$ -
3402	Mt Graham Shop Building		2002	2002	1,500	-	\$547,221.72	\$6,204.95	2022	\$ -
3403	Mt Graham Cable Reel Building		2001	2001	900	-	\$581,333.10	\$6,979.49	2022	\$ -
3404	Mt Graham Obs-Laundry Bldg		1998	1998	576	-	\$372,053.18	\$4,963.19	2022	\$ -
3405	Mt Graham Obs-Conference Bldg		1997	1997	384	-	\$157,099.99	\$2,200.50	2022	\$ -
3406	Mt Graham Obs-UAPD Bldg		2000	2000	288	-	\$101,926.33	\$1,291.71	2022	\$ -
3551	V BAR V - Office Trailer	(Trailer)	1996	1996	787	-	\$317,651.63	\$4,661.22	2024	\$ -
3552	V BAR V - Lab Trailer		1996	1996	446	-	\$310,225.17	\$4,552.24	2024	\$ 7,522
3553	V BAR V - Multi-Use		1997	1997	4,091	-	\$1,018,263.32	\$14,262.81	2024	\$ -
3554	V BAR V - Residence A		1995	1995	1,369	-	\$438,181.48	\$6,722.14	2024	\$ -
3555	V BAR V - Residence B		1995	1995	1,324	-	\$423,734.79	\$6,500.52	2024	\$ -
3556	V BAR V - Ranch House		1995	1995	1,145	-	\$404,018.01	\$6,198.04	2024	\$ -
3557	V BAR V - Cabin		1995	1995	601	-	\$212,175.12	\$3,254.98	2024	\$ 13,371
3558	V BAR V - Barn		2013	2013	948	-	\$236,043.67	\$1,416.97	2024	\$ -
3559	V BAR V - Shop		2013	2013	900	-	\$179,576.87	\$1,078.00	2024	\$ -
3560	Mingus 4-H Camp - Rec Hall		1950	1950	1,127	-	\$592,605.25	\$15,415.44	2024	\$ -
3561	Mingus 4-H Camp - Navajo Bunk House		1950	1950	400	-	\$210,302.90	\$5,470.61	2024	\$ -
3562	Mingus 4-H Camp - Apache Bunk House		1950	1950	400	-	\$210,302.90	\$5,470.61	2024	\$ 9,446
3563	Mingus 4-H Camp - Zuni Bunk House		1950	1950	400	-	\$210,302.90	\$5,470.61	2024	\$ -
3564	Mingus 4-H Camp - Hohokam Office		1979	1979	152	-	\$79,936.06	\$1,866.11	2024	\$ -
3565	Mingus 4-H Camp - Dining Hall		1971	1971	2,290	-	\$1,203,840.88	\$31,315.51	2024	\$ -
3566	Mingus 4-H Camp - Anasazi Hlth Cottage		1950	1950	610	-	\$320,676.99	\$8,341.77	2024	\$ -



BUILDING INVENTORY REPORT

7/1/2023 - 6/30/2024

Facility No (1)	Facility Name	Notes/ Footnotes	Original Constr. Date	Adjusted Constr. Date (2)	Academic/ Support GSF	Auxiliary GSF (3)	Estimated Replacement Value (4)	Calculated Renewal Request (5)	Fiscal Year Inspected (10)	Estimated Deferred Maintenance (6)
3567	Mingus 4-H Camp - Restrooms/Showers		1971	1971	850	-	\$446,785.38	\$11,622.23	2024	\$ 20,065
3568	Mingus 4-H Camp - Storage		1950	1950	189	-	\$99,228.41	\$2,581.23	2024	\$ -
3569	Mingus 4-H Camp - Havasu Bunk House		1950	1950	907	-	\$476,868.81	\$12,404.79	2024	\$ -
3570	Mingus 4-H Camp - Large Bunk House		1951	1951	2,537	-	\$1,333,898.52	\$34,698.70	2024	\$ -
3571	Mingus 4-H Camp - Pump House		1974	1974	129	-	\$22,766.19	\$592.22	2024	\$ -
3572	Mingus 4-H Camp - Power House		1981	1981	192	-	\$33,884.56	\$768.43	2024	\$ -
3573	Mingus 4-H Camp - Cook's Cabin		2013	2013	865	-	\$909,825.48	\$5,461.68	2024	\$ -
3601	Al-Marah - Office		1978	1978	3,376	-	\$1,511,630.81	\$36,297.28	2023	\$ -
3602	Al-Marah - Customer Barn		1975	1975	3,201	-	\$1,784,103.52	\$45,219.89	2023	\$ -
3603	Al-Marah - Pasture Residence		1979	1979	3,352	-	\$1,072,832.32	\$25,045.27	2023	\$ 77,911
3604	Al-Marah - Main Residence		1980	1980	3,432	-	\$1,098,436.91	\$25,643.01	2023	\$ -
3604A	Al-Marah - Kennel		1993	1993	605	-	\$337,201.70	\$5,397.92	2023	\$ -
3604B	Al-Marah - Storage		1983	1983	594	-	\$147,879.43	\$3,156.34	2023	\$ -
3604C	Al-Marah - Restroom		1989	1989	39	-	\$9,709.26	\$174.85	2023	\$ -
3605	Al-Marah - Indoor Arena		1995	1995	22,965	-	\$4,582,203.06	\$70,295.58	2023	\$ -
3606	Al-Marah - NE Residence		1980	1980	4,267	-	\$1,365,684.82	\$31,881.91	2023	\$ -
3607	Al-Marah - Stud Barn		1978	1978	10,500	-	\$5,404,374.62	\$129,769.84	2023	\$ -
3608	Al-Marah - Hay Barn		1989	1989	3,289	-	\$656,253.68	\$11,818.47	2023	\$ -
3609	Al-Marah - Show Barn 14 Stall		1988	1988	5,819	-	\$3,243,267.22	\$60,571.26	2023	\$ -
3610	Al-Marah - Outdoor Arena		1989	1989	14,257	-	\$2,844,697.10	\$51,230.15	2023	\$ -
3611	Al-Marah - Show Barn 16 Stall		1981	1981	6,865	-	\$3,589,802.53	\$81,409.54	2023	\$ -
3612	Al-Marah - Caretaker Residence		1984	1984	1,354	-	\$433,357.68	\$8,960.54	2023	\$ -
3613	Al-Marah - South Residence		1988	1988	1,084	-	\$346,942.19	\$6,479.49	2023	\$ 24,804
3651	Cracchiolo DK Ranch - Livestock Barn		1973	1973	3,666	-	\$1,790,325.75	\$46,571.74	2024	\$ -
3652	Cracchiolo DK Ranch - Horse Barn		1973	1973	6,631	-	\$3,695,674.47	\$96,135.58	2024	\$ -
3653	Cracchiolo DK Ranch - Meeting/Tack Room		2005	2005	1,711	-	\$953,755.34	\$9,542.32	2024	\$ -
3655	Cracchiolo DK Ranch - Guest House		1961	1961	333	-	\$106,589.69	\$2,772.72	2024	\$ -
3656	Cracchiolo DK Ranch - Main House		1973	1973	4,297	-	\$1,375,351.81	\$35,777.03	2024	\$ -
3657	Cracchiolo DK Ranch - Pump House		1961	1961	190	-	\$33,531.59	\$872.26	2024	\$ -
3701	The Bridges - Mission Integration Lab		2022	2022	5,391	-	\$3,127,639.73	\$4,172.27	-	\$ -
4000	Biosphere 2		1986	1986	178,189	-	\$157,770,735.24	\$3,156,992.41	2024	\$ 8,687,227
4000A	Biosphere 2 Ocean Viewing Gallery		1986	1986	8,403	-	\$5,126,783.32	\$102,586.93	2024	\$ 66,145
4001	Biosphere 2 Planning Center		1986	1986	9,302	-	\$4,347,459.68	\$86,992.67	2024	\$ -
4001A	Biosphere 2 Planning Center Annex		1986	1986	501	-	\$88,417.51	\$1,769.23	2024	\$ 14,776
4002	Biosphere 2 Faculty Building A		1986	1986	1,440	-	\$693,926.99	\$13,885.48	2024	\$ 42,469

**BUILDING INVENTORY REPORT**

7/1/2023 - 6/30/2024

Facility No (1)	Facility Name	Notes/ Footnotes	Original Constr. Date	Adjusted Constr. Date (2)	Academic/ Support GSF	Auxiliary GSF (3)	Estimated Replacement Value (4)	Calculated Renewal Request (5)	Fiscal Year Inspected (10)	Estimated Deferred Maintenance (6)
4005	Biosphere 2 Faculty Building D		1986	1986	1,475	-	\$2,051,285.71	\$41,046.23	2024	\$ 11,458
4006	Biosphere 2 South Lung		1986	1986	26,254	-	\$28,251,412.03	\$565,310.75	2024	\$ -
4007	Biosphere 2 West Lung		1986	1986	26,254	-	\$28,251,412.03	\$565,310.75	2024	\$ -
4008	Biosphere 2 Energy Center		1986	1986	23,881	-	\$21,676,878.00	\$433,754.33	2024	\$ -
4009	Biosphere 2 Cooling Towers		1986	1986	7,384	-	\$1,465,855.72	\$29,331.77	2024	\$ -
4010	Biosphere 2 Analytical Lab		1986	1986	5,603	-	\$3,459,507.35	\$69,224.74	2024	\$ 117,279
4030	Biosphere 2 Visitor Center		1986	1986	4,901	-	\$5,153,687.05	\$103,125.28	2024	\$ 38,579
4031	Biosphere 2 Food Court		1986	1986	1,970	-	\$2,744,956.86	\$54,926.59	2024	\$ 5,002
4032	Biosphere 2 Theater		1986	1986	2,623	-	\$2,423,786.38	\$48,499.97	2024	\$ 6,660
4033	Biosphere 2 Residential A		1986	1986	4,107	-	\$2,628,951.27	\$52,605.31	2024	\$ 64,308
4034	Biosphere 2 Residential B		1986	1986	4,107	-	\$2,628,951.27	\$52,605.31	2024	\$ 64,308
4035	Biosphere 2 Residential C		1986	1986	3,602	-	\$2,305,693.32	\$46,136.92	2024	\$ 56,401
4036	Biosphere 2 Residential D		1986	1986	2,065	-	\$1,321,836.96	\$26,449.96	2024	\$ -
4037	Biosphere 2 Residential E		1986	1986	4,160	-	\$2,662,877.35	\$53,284.18	2024	\$ -
4038	Biosphere 2 Residential F		1986	1986	3,599	-	\$2,303,772.98	\$46,098.50	2024	\$ 56,354
4040	Biosphere 2 Residential G		1986	1986	3,599	-	\$2,303,772.98	\$46,098.50	2024	\$ 56,354
4041	Biosphere 2 Residential H		1986	1986	4,061	-	\$2,599,505.99	\$52,016.11	2024	\$ -
4042	Biosphere 2 Residential J		1986	1986	3,599	-	\$2,303,772.98	\$46,098.50	2024	\$ -
4043	Biosphere 2 Residential K		1986	1986	3,542	-	\$2,267,286.44	\$45,368.40	2024	\$ 55,461
4044	Biosphere 2 Residential L		1986	1986	1,856	-	\$594,026.49	\$11,886.47	2024	\$ -
4045	Biosphere 2 Residential M		1986	1986	4,066	-	\$2,602,706.57	\$52,080.16	2024	\$ -
4046	Biosphere 2 Residential N		1986	1986	4,162	-	\$2,664,157.58	\$53,309.79	2024	\$ -
4047	Biosphere 2 Residential P		1986	1986	3,799	-	\$2,431,795.93	\$48,660.24	2024	\$ 59,485
4048	Biosphere 2 Residential Q		1986	1986	4,107	-	\$2,628,951.27	\$52,605.31	2024	\$ -
4103	Scottsdale Waterfront		2005	2005	28,286	-	\$12,221,051.68	\$122,271.62	2022	\$ -
<b>690</b>					<b>12,132,877</b>	<b>7,155,651</b>	<b>\$9,654,856,155.44</b>	<b>\$137,152,069.80</b>		<b>\$463,354,208</b>

**TOTAL GSF: 19,288,528**

**TOTAL ACADEMIC REP VALUE: \$7,468,646,071.33**

1)	List of all facilities owned or being acquired by the University of Arizona.
2)	As adjusted for applicable projects using the Sherman-Dergis formula.
3)	Auxiliary enterprises do not generate building renewal allocation amounts.
4)	Estimated replacement values are calculated using the ABOR's Construction Cost Control and Professional Fee Guidelines, and are based upon the University's FY 2024 Space Inventory.
5)	Renewal request is calculated using the Sherman-Dergis formula with direction from ABOR.
6)	Building Inspections for Academic / Support facilities are completed by Facilities Management within a four year cycle.

**BUILDING INVENTORY REPORT**

7/1/2023 - 6/30/2024

			<b>Original</b>	<b>Adjusted</b>	<b>Academic/</b>		<b>Estimated</b>	<b>Calculated</b>		<b>Estimated</b>
<b>Facility</b>		<b>Notes/</b>	<b>Constr.</b>	<b>Constr.</b>	<b>Support</b>	<b>Auxiliary</b>	<b>Replacement</b>	<b>Renewal</b>	<b>Fiscal Year</b>	<b>Deferred</b>
<b>No (1)</b>	<b>Facility Name</b>	<b>Footnotes</b>	<b>Date</b>	<b>Date (2)</b>	<b>GSF</b>	<b>GSF (3)</b>	<b>Value (4)</b>	<b>Request (5)</b>	<b>Inspected (10)</b>	<b>Maintenance (6)</b>
7)	Student Union, Bldg. 17, is prorated to capture both auxiliary enterprise (99.5%) and academic support space (0.5%).									
8)	Bookstore, Bldg. 19, is prorated to capture both auxiliary enterprise (74%) and academic support space (26%).									
9)	Scholarship Suites, Bldg. 58B calculated renewal allocations is based on 50 percent of the estimated replacement value.									
10)	UArizona contracts with outside consultants to conduct a comprehensive review of a core group of 35 of our most critical, high-priority buildings on a 4-year cycle.									

THE UNIVERSITY OF ARIZONA  
 FY 2026-2029 CAPITAL IMPROVEMENT PLAN  
**SUMMARY OF LEASES IN EFFECT DURING FY 2024**

	Number of Leases	Gross Square Feet	Acres	Lease \$/Year Receipts (R) Expenditures (E)	Number Of Leases Continued	Number Of Leases Renewed	Number Of Leases Terminated
UA as Lessor	66	651,473	1,903	\$8,148,916	38	23	5
UA as Lessee	79	753,094	60,872	\$13,225,086	52	24	3

**Notes:**

1) The Board has delegated to the universities the responsibility to establish leases (including amendments and renewals) without specific Board approval unless:

As lessor (university leasing to others) - the lease including all renewals run longer than 10 years, or the annual base lease amount exceeds \$1,000,000, or the rental rate is less than the fair market value of the property.

As lessee (university leases from others) - the original lease term does not exceed 5 years and any renewal option does not exceed 5 years, or the total annual lease amount exceeds \$1,000,000.

2) Any leases requiring Board approval will be brought forward as separate agenda items.

THE UNIVERSITY OF ARIZONA  
 FY 2026-2029 CAPITAL IMPROVEMENT PLAN  
 PROPERTY LEASES IN EFFECT DURING FY 2024

UNIVERSITY AS LESSEE

LESSOR	CONTINUE (C) RENEW (R) TERMINATE (T)	PROPERTY LOCATION	USER	GSF COST/GSF FY EXP. COST		CURRENT TERM AND OPTION	TYPE OF LEASE*	SOURCE OF FUNDS	USE OF SPACE	COMMENTS OR LATEST BOARD APPROVAL, IF APPLICABLE
1 AP AJ, LLC #779	C	55 N. Arizona Place, #310 Chandler, AZ	Distance Education	12,026 \$39.65 \$476,881		06/01/22- 05/31/27	TN	State	Office/ Classroom	
2 Arizona Historical Society #750	C	949 E. 2nd St. Tucson, AZ	President's Office	2,210 \$20.88 \$46,140		02/01/23- 01/31/25	TN	State	Office	
3 Arizona State Land Dept. #240 ASL #23-99491-05	C	Red Rock Agricultural Center Red Rock, AZ	College of Agriculture	5,019 N/A \$1,069	AC	01/01/23- 12/31/33	TN	State	Field	
4 Arizona State Land Dept. #264 ASL #03-99671	C	Santa Rita Experimental Range Green Valley, AZ	College of Agriculture	50,691 N/A N/A	AC	09/09/14- 09/08/24	TN	N/A	Field	
5 Arizona State Land Dept. #266 ASL #89-23963	C	Red Rock Agricultural Center Red Rock, AZ	College of Agriculture	4,638 N/A N/A	AC	09/11/19- 09/10/29	TN	N/A	Field	
6 Arizona State Land Dept. #290.1 ASL #89-98103	C	Tumamoc Hill Tucson, AZ	College of Science Geosciences	200 N/A N/A	AC	03/31/21- 03/30/31	TN	N/A	Field	
7 Arizona State Land Dept. #461 ASL #18-105911	C	Page Ranch Pinal County, AZ	College of Agriculture	N/A N/A \$3,593		03/08/21- 03/07/31	TN	Designated	Field	
8 Arizona State Land Dept. #637 ASL #18-114734	C	Red Rock Agricultural Center Red Rock, AZ	College of Agriculture	0.52 N/A N/A	AC	08/26/20- 08/25/30	TN	State	Field	

THE UNIVERSITY OF ARIZONA  
 FY 2026-2029 CAPITAL IMPROVEMENT PLAN  
 PROPERTY LEASES IN EFFECT DURING FY 2024

UNIVERSITY AS LESSEE

LESSOR	CONTINUE (C) RENEW (R) TERMINATE (T)	PROPERTY LOCATION	USER	GSF COST/GSF FY EXP. COST	AC	CURRENT TERM AND OPTION	TYPE OF LEASE*	SOURCE OF FUNDS	USE OF SPACE	COMMENTS OR LATEST BOARD APPROVAL, IF APPLICABLE
9 Arizona State Land Dept. #654 ASL #23-115797-01	T	Red Rock Agricultural Center Red Rock, AZ	College of Agriculture	318 N/A N/A	AC	02/15/14- 02/14/24	TN	State	Field	Terminated: 02/14/24
10 Ash Tucson Properties, LLC #502	T	315 S. Plumer Ave. Tucson, AZ	Business Affairs Parking & Transportation Services	16,280 \$0.77 \$12,522		08/16/03- 08/15/23	TN	Auxiliary	Ground	Terminated: 08/15/23
11 Ash Tucson Properties, LLC #790	C	2110 E. 14th St. Tucson, AZ	Residential Facilities	7,000 \$6.66 \$46,604		09/01/22- 08/31/27	TN	Auxiliary	Warehouse	
12 Autum Wiley-Hill, PhD #783	R	1760 E. River Rd. #142 Tucson, AZ	MEZCOPH/Health Promotion Sciences	N/A N/A \$4,800		03/25/24- 03/24/25	TN	Designated	Office	
13 Banner Health #729	R	1441 N. 12th Street Phoenix, AZ	College of Medicine All of Us Program	4,101 N/A \$1		11/01/23- 10/31/28	TN	Designated	Clinical	
14 Banner Health #762	R	4291 N. Campbell Ave. Tucson, AZ	College of Medicine	720 \$21.03 \$15,142		08/01/23- 07/31/25	TN	Designated	Office/ Clinical	
15 Boyer Bridges Office 1, LC #766	C	1600 E. Idea Ln., 1st, 3rd & 4th Fl. Tucson, AZ	Tech Launch Arizona; Research, Innovation & Impact; Media; UA Center for Innovation; UA Online; College of Applied Science & Technology	43,839 \$27.35 \$1,198,886		04/04/22- 04/03/33 Two 5-Year Options	TN	State	Office/ Classroom	ABOR approval: 02/20

THE UNIVERSITY OF ARIZONA  
 FY 2026-2029 CAPITAL IMPROVEMENT PLAN  
 PROPERTY LEASES IN EFFECT DURING FY 2024

UNIVERSITY AS LESSEE

LESSOR	CONTINUE (C) RENEW (R) TERMINATE (T)	PROPERTY LOCATION	USER	GSF COST/GSF FY EXP. COST		CURRENT TERM AND OPTION	TYPE OF LEASE*	SOURCE OF FUNDS	USE OF SPACE	COMMENTS OR LATEST BOARD APPROVAL, IF APPLICABLE
16 Boyer Bridges Office 1, LC #782	C	1600 E. Idea Ln., 4th Fl. Tucson, AZ	UA Applied Research Corp.	16,799 \$66.31 \$1,113,910		04/04/22- 04/03/43 Two 5-Year Options	TN	State	Office/ Laboratory	ABOR approval: 02/20
17 Branham Revocable Living Trust #787	C	820 W. Cottonwood Ln. Casa Grande, AZ	Pinal County Cooperative Extension	1,500 \$12.28 \$18,414		06/15/22- 09/30/25	TN	Sponsored Projects	Office/ Laboratory	
18 Bureau of Prisons #201	C	Route 366 Safford, AZ	College of Science Steward Observatory	1.83 N/A N/A	AC	02/11/00- 02/10/26	TN	N/A	Field	
19 Campus Christian Center #792	C	715 N. Park Ave. Tucson, AZ	Systems and Industrial Engineering	5,242 \$19.94 \$104,547		10/10/22- 12/09/25	DN	Restricted	Office/ Laboratory	
20 CDO Ventures, LLC #752	R	Block 7, CDO Ranch Oracle, AZ	College of Science	1.25 N/A \$100	AC	06/01/24- 05/31/29	TN	State	Ground	
21 CDO Ventures, LLC #773	C	32540 S. Biosphere Rd. Oracle, AZ	College of Science	23,985 N/A \$100		02/01/21- 01/30/26	TN	State	Greenhouse	
22 Campus Research Corp. #747	C	UA Science & Technology Park Tucson, AZ	College of Science Steward Observatory	1.89 N/A \$2,451	AC	04/01/21- 03/31/25	TN	Designated	Ground	
23 Campus Research Corp. #755	C	UA Science & Technology Park Tucson, Az	College of Science Steward Observatory	5,236 \$18.51 \$96,902		08/01/20- 02/28/25	DN	Sponsored Projects	Mixed Use	

THE UNIVERSITY OF ARIZONA  
 FY 2026-2029 CAPITAL IMPROVEMENT PLAN  
 PROPERTY LEASES IN EFFECT DURING FY 2024

UNIVERSITY AS LESSEE

LESSOR	CONTINUE (C) RENEW (R) TERMINATE (T)	PROPERTY LOCATION	USER	GSF COST/GSF FY EXP. COST	AC	CURRENT TERM AND OPTION	TYPE OF LEASE*	SOURCE OF FUNDS	USE OF SPACE	COMMENTS OR LATEST BOARD APPROVAL, IF APPLICABLE
24 Campus Research Corp. #775	C	UA Science & Technology Park Tucson, AZ	College of Science Steward Observatory	1.0 N/A \$11,051	AC	01/01/21- 12/31/25	DN	Designated	Ground	
25 Campus Research Corp. #788	C	9040 S. Rita Rd. #1500 Tucson, AZ	College of Science Steward Observatory	27,629 \$14.11 \$389,731		06/01/22- 05/31/25	DN	Restricted	Office	
26 Children's Clinic for Rehab. Services #678	R	2600 N. Wyatt Drive Tucson, AZ	College of Medicine Ophthalmology	812 \$8.00 \$6,496		01/01/24- 12/31/26	N	State	Clinical	
27 City of Page #277	R	523 Haul Rd. Page, AZ	College of Agriculture 4-H Extension	N/A N/A \$1		05/01/94- 06/30/24 Renews Annually	TN	N/A	Field	
28 City of Tucson Parks & Recreation #655	C	3400 E. Camino Campestre Tucson, AZ	Arizona Athletics	37,665 N/A \$10		07/01/17- 06/30/42 Two 5-Year Options	DN	Auxiliary	Office/ Field	ABOR approval: 04/17
29 Cochise County Community College #769	R	4190 W. Highway 80 Douglas, AZ	Arizona Online, Distance & Continuing Education	1,825 \$9.95 \$18,159		07/01/23- 06/30/24	N	State	Office/ Classroom	
30 DCI Shopping Center, Inc. #748	T	US Highway 191 Chinle, AZ	UA Health Sciences Asthma & Airway Disease Research Center	634 \$27.07 \$17,161		09/01/23- 06/30/24	TN	State	Clinical	Terminated: 06/30/24
31 Delta Delta NHC #741	R	1541 E. 2nd St. Tucson, AZ	President's Office	14,346 \$24.66		07/01/23- 01/31/27	TN	State	Office	



THE UNIVERSITY OF ARIZONA  
 FY 2026-2029 CAPITAL IMPROVEMENT PLAN  
**PROPERTY LEASES IN EFFECT DURING FY 2024**

**UNIVERSITY AS LESSEE**

LESSOR	CONTINUE (C) RENEW (R) TERMINATE (T)	PROPERTY LOCATION	USER	GSF COST/GSF FY EXP. COST	CURRENT TERM AND OPTION	TYPE OF LEASE*	SOURCE OF FUNDS	USE OF SPACE	COMMENTS OR LATEST BOARD APPROVAL, IF APPLICABLE
				\$353,733					
32 Flowing Wells Unified School District #725	C	1556 W. Prince Rd. Tucson, AZ	College of Education Teach Arizona Program	1,540 N/A N/A	08/21/22- 08/20/27	TN	N/A	Classroom	
33 Gonzalez, Francisco & Antonio #742	R	1037 E. 24th St. Tucson, AZ	SBS, Southwest Institute for Research on Women	1,781 \$13.64 \$24,289	12/01/23- 11/30/28	DN	Sponsored Projects	Clinical	
34 Freedom Plaza, LLC #757	C	1301 Pennsylvania Ave. Washington, DC	Center for Outreach and Collaboration	14,875 \$89.23 \$1,327,246	03/01/20- 02/28/31	DN	State	Office	ABOR Approval: 06/19
35 Hazen Enterprises, Inc. #704	C	1430 E. Ft. Lowell #301 Tucson, AZ	College of Medicine Arizona Cancer Center	5,247 \$24.13 \$126,624	10/01/19- 09/30/24	TN	State	Clinical	
36 Hazen Enterprises, Inc. #756	C	1430 E. Fort Lowell #304 Tucson, AZ	College of Medicine Arizona Cancer Center	4,464 \$22.71 \$101,385	10/01/19- 09/30/24	TN	State	Clinical	
37 Humane Society of Southern Arizona #793	C	635 W. Roger Rd. Tucson, AZ	Veterinary Science	N/A N/A \$30,930	03/03/23- 03/02/28	TN	State	Classroom	
38 Kai Harber, Trustee #743	R	1955 E. 6th St. Tucson, AZ	AZ Geological Survey/ Student Affairs	17,894 \$13.66 \$244,445	04/01/24- 03/31/29	TN	State	Office	
39 Little Chapel of All Nations #712	C	1052 N. Highland Ave. Tucson, AZ	SBS Southwest Center	1,444 \$22.21	02/01/21- 01/31/26	DN	State	Office	

THE UNIVERSITY OF ARIZONA  
 FY 2026-2029 CAPITAL IMPROVEMENT PLAN  
 PROPERTY LEASES IN EFFECT DURING FY 2024

UNIVERSITY AS LESSEE

LESSOR	CONTINUE (C) RENEW (R) TERMINATE (T)	PROPERTY LOCATION	USER	GSF COST/GSF FY EXP. COST	CURRENT TERM AND OPTION	TYPE OF LEASE*	SOURCE OF FUNDS	USE OF SPACE	COMMENTS OR LATEST BOARD APPROVAL, IF APPLICABLE
				\$32,077					
40 Little Chapel of All Nations #737	R	1052 N. Highland Ave. Tucson, AZ	SBS Southwest Center	297 \$22.85 \$6,786	08/15/23- 08/14/28	DN	State	Office	
41 Marshall Foundation #753	C	845 N. Park Ave. #155 Tucson, AZ	University Marketing & Communications	9,100 \$31.78 \$289,156	11/15/19- 11/14/24	DN	State	Office	
42 Marshall Foundation #760	C	935,939,943 N. Tyndall Ave. Tucson, AZ	Udall Center Annex & Library	3,458 \$20.69 \$71,536	01/01/20- 12/31/24	DN	State	Office	
43 Marshall Foundation #761	C	915 N. Tyndall Ave. Tucson, AZ	International Center	2,866 \$20.37 \$58,371	01/01/20- 12/31/24	DN	State	Office	ABOR approval: 11/89
44 Marshall Foundation #772	C	803,811,819 E. First St. Tucson, AZ	Udall Center for Public Policy	6,858 \$20.19 \$138,493	11/10/20- 11/09/25	DN	State	Office	ABOR approval: 11/89
45 Marshall Foundation #784	C	800 E. University Blvd. Tucson, AZ	Social & Behavioral Sciences	12,367 \$22.95 \$283,854	05/01/22- 04/30/27	DN	State	Office	
46 Our Saviour's Lutheran Church #669	R	1949 E. Helen St. Tucson, AZ	Business Affairs Parking & Transportation Services	N/A N/A \$47,434	07/01/23- 06/30/24	TN	Auxiliary	Ground	142 parking spaces
47 Panthera Pavilions, LLC #754	R	1030 N. Alvernon Tucson, AZ	College of Medicine Health Promotion &	9,043 \$16.84	10/01/23- 09/30/24	DN	Sponsored Projects	Clinical	

THE UNIVERSITY OF ARIZONA  
 FY 2026-2029 CAPITAL IMPROVEMENT PLAN  
**PROPERTY LEASES IN EFFECT DURING FY 2024**

**UNIVERSITY AS LESSEE**

LESSOR	CONTINUE (C) RENEW (R) TERMINATE (T)	PROPERTY LOCATION	USER	GSF COST/GSF FY EXP. COST	CURRENT TERM AND OPTION	TYPE OF LEASE*	SOURCE OF FUNDS	USE OF SPACE	COMMENTS OR LATEST BOARD APPROVAL, IF APPLICABLE
			Wellness Center	\$152,250					

THE UNIVERSITY OF ARIZONA  
 FY 2026-2029 CAPITAL IMPROVEMENT PLAN  
 PROPERTY LEASES IN EFFECT DURING FY 2024

UNIVERSITY AS LESSEE

LESSOR	CONTINUE (C) RENEW (R) TERMINATE (T)	PROPERTY LOCATION	USER	GSF COST/GSF FY EXP. COST	CURRENT TERM AND OPTION	TYPE OF LEASE*	SOURCE OF FUNDS	USE OF SPACE	COMMENTS OR LATEST BOARD APPROVAL, IF APPLICABLE
48 Panthera Pavilions, LLC #764	R	3776 N. 1st Ave. #102 Tucson, AZ	SBS, Southwest Institute for Research on Women	1,364 \$17.37 \$23,696	04/1/24- 03/31/25	DN	Designated/ Sponsored Projects	Clinical	
49 Park/University Redevelopment, LLC #507	C	845 N. Park Ave. Tucson, AZ	SBS Engineering	83,000 \$12.34 \$1,024,471	12/01/03- 11/30/42	TN	Plant Funds/ State	Office	ABOR approval: 02/02
59 Pima County Facilities Management #641	C	44 N. Stone Ave. Tucson, AZ	College of Architecture, Planning & Landscape Architecture/SBS	18,500 N/A \$100	01/01/16- 12/31/40 One 5-Year Option	TN	Designated	Office/ Classroom	ABOR approval: 11/14
51 Pima County Facilities Management #666	C	2959 W. Calle Agua Nueva Tucson, AZ	College of Agriculture & College of Engineering Water Energy Sustainable Technology	21,487 \$8.57 \$184,132	11/23/20- 11/22/25	N	State	Mixed Use	
52 Pima County Facilities Management #803	R	3950 S. Country Club, 3rd Fl. Tucson, AZ	College of Agriculture College of Medicine College of Public Health	17,378 \$11.55 \$200,801	01/15/24- 01/14/29	TN	State	Office/ Clinical	
53 Pima County Facilities Management #687	C	240 N. Stone Ave., #507, 550 551 Tucson, AZ	College of Law	3,026 N/A \$1	02/11/20- 02/10/25	TN	State	Office/ Courtroom	
54 Pima County Facilities Management #730	C	115 N. Church Tucson, AZ	College of Sciences Alfie Norville Gem & Mineral Museum	21,153 \$7.91 \$167,387	10/01/20- 08/25/35	TN	Restricted	Mixed Use	
55 Pima County Facilities Management #738	R	3950 S. Country Club, 2nd Fl. Tucson, AZ	College of Medicine	13,556 \$24.00 \$325,276	09/19/23- 09/18/28	TN	State	Office	

THE UNIVERSITY OF ARIZONA  
 FY 2026-2029 CAPITAL IMPROVEMENT PLAN  
 PROPERTY LEASES IN EFFECT DURING FY 2024

UNIVERSITY AS LESSEE

LESSOR	CONTINUE (C) RENEW (R) TERMINATE (T)	PROPERTY LOCATION	USER	GSF COST/GSF FY EXP. COST	CURRENT TERM AND OPTION	TYPE OF LEASE*	SOURCE OF FUNDS	USE OF SPACE	COMMENTS OR LATEST BOARD APPROVAL, IF APPLICABLE
56 Pima County Facilities Management #786	C	2205 S. 4th Ave. Tucson, AZ	College of Agriculture Pima County Cooperative Extension	1,965 N/A \$1	05/15/22- 05/14/27	DN	Designated	Office/ Classroom	
57 Pima County Parks and Recreation #683	C	530 E. Whitehouse Canyon Continental, AZ	College of Agriculture Pima County Cooperative Extension	979 N/A \$2,400	07/01/20- 06/30/25	DN	State	Office/ Classroom/ Field	
58 Ralph's Transfer, Inc. #804	R	4051 S. Longfellow Ave. Tucson, AZ	College of Science Steward Observatory	1,300 \$7.20 \$9,360	01/18/24- 01/17/25	DN	Sponsored Projects	Warehouse	
59 Ralph's Transfer, Inc. #805	R	4051 S. Longfellow Ave. Tucson, AZ	College of Science Optical Sciences	8,100 \$7.20 \$58,320	01/18/24- 01/17/25	DN	Auxiliary	Warehouse	
60 RN Properties The Park, LLC #679	C	4455 E. Camelback #E125 Phoenix, AZ	College of Medicine Pediatrics	2,310 \$27.31 \$63,086	03/01/21- 02/28/26	N	Restricted	Office/ Clinical	
61 Santa Cruz Provisional Community College District #673	C	2021 Grand Ave. Nogales, AZ	College of Agriculture Santa Cruz Cooperative Extension	2,057 \$9.86 \$20,285	07/01/23- 06/30/26	N	State	Office/ Classroom	
62 Southwest Technical Education District Yuma (STEDY) #789	C	899 E. Plaza Circle Yuma, AZ	Yuma Center of Excellence for Desert Agriculture	3,565 \$17.70 \$63,086	07/01/22- 06/30/25	TN	State	Office	
63 St. John the Beloved Coptic Orthodox Church #727	R	1370 E. Prince Rd. Tucson, AZ	Parking & Transportation Services	N/A N/A \$11,588	08/19/24- 05/16/25	TN	Auxiliary	Ground	Seasonal; 9 month renewals

THE UNIVERSITY OF ARIZONA  
 FY 2026-2029 CAPITAL IMPROVEMENT PLAN  
 PROPERTY LEASES IN EFFECT DURING FY 2024

UNIVERSITY AS LESSEE

LESSOR	CONTINUE (C) RENEW (R) TERMINATE (T)	PROPERTY LOCATION	USER	GSF COST/GSF FY EXP. COST	AC	CURRENT TERM AND OPTION	TYPE OF LEASE*	SOURCE OF FUNDS	USE OF SPACE	COMMENTS OR LATEST BOARD APPROVAL, IF APPLICABLE
64 TC Yuma, LLC #723	R	7875 E. 24th St. Yuma, AZ	Student Affairs/Enrollment Management	5,951 \$18.81 \$111,965		09/01/23- 08/31/24	TN	State	Office/ Classroom	
65 TC Yuma, LLC #781	C	7875 E. 24th St. #4 & 8 Yuma, AZ	Student Affairs/Enrollment Management	3,220 \$9.45 \$30,423		02/01/22- 01/31/26	TN	State	Office/ Classroom	
66 Town of Gilbert #740	C	92 West Vaughn Ave. 1st, 2nd 3rd Fl. Gilbert, AZ	College of Nursing Distance Education	17,666 \$40.04 \$707,401		07/01/21- 09/30/27	TN	State	Office/ Classroom	
67 Town of Gilbert #780	C	92 West Vaughn Ave. 4th Fl. Gilbert, AZ	College of Nursing Distance Education	17,500 \$43.79 \$766,379		07/01/22- 06/30/27	TN	State	Office/ Classroom	
68 Town of Parker #759	R	1012, 1016, 1020 Hopi Ave. Parker, AZ	UA Pinal County Cooperative Extension	150 \$39.04 \$5,856		10/01/23- 09/30/24	N	Sponsored Projects	Office	
69 Tuba City Chapter-Navajo Nation #794	C	220 Main St. Tuba City, AZ	Environmental Sciences	0.01 N/A N/A	AC	12/15/22- 12/14/24	TN	N/A	Ground	
70 Tuba City Regional Health Care Corp. #713	C	700 Cypress Court Tuba City, AZ	College of Medicine Medical Student Education	2,345 \$3.84 \$9,000		03/01/21- 02/28/26 One 5-Year Option	N	Restricted	Residential	
71 Tucson Scottish Rite #220	R	202 E. Speedway Tucson, AZ	College of Science Speech, Language &	4,500 N/A		07/01/23 06/30/25	N	Designated	Office	ABOR approval: 08/89

THE UNIVERSITY OF ARIZONA  
 FY 2026-2029 CAPITAL IMPROVEMENT PLAN  
**PROPERTY LEASES IN EFFECT DURING FY 2024**

**UNIVERSITY AS LESSEE**

LESSOR	CONTINUE (C) RENEW (R) TERMINATE (T)	PROPERTY LOCATION	USER	GSF COST/GSF FY EXP. COST	CURRENT TERM AND OPTION	TYPE OF LEASE*	SOURCE OF FUNDS	USE OF SPACE	COMMENTS OR LATEST BOARD APPROVAL, IF APPLICABLE
			Hearing Sciences	\$1	Automatic Two-Year Options				
72 UA Foundation #698	C	3591 N. Bear Canyon Tucson, AZ	SBS Southwest Center	N/A N/A N/A	03/23/20- 03/22/25	TN	N/A	Residential	
73 UA Foundation #795	C	500 N. Garden Ave. Sierra Vista, AZ	College of Applied Science and Technology	24,256 \$28.81 \$698,835	04/24/23- 04/23/28	TN	State	Office/ Classroom	
74 University & Euclid, LLC #542	C	811 N. Euclid Ave. Tucson, AZ	University Marketing & Communications UArizona Visitor Center	4,800 \$54.85 \$263,281	07/01/05- 06/30/25 One 10-Year Option	DN	State	Office	ABOR approval: 03/05
75 University South Foundation, Inc. #767	R	1140 N. Colombo Ave. Sierra Vista, AZ	College of Applied Science and Technology	3,600 \$4.88 \$17,573	07/01/23- 06/30/24	DN	State	Office/ Classroom	
76 University South Foundation, Inc. #768	R	1140 N. Colombo Ave. Sierra Vista, AZ	College of Applied Science and Technology	12,600 \$10.81 \$136,204	07/01/23- 06/30/24	DN	State	Office/ Classroom	
77 WellSky Corporation Path, LLC #797	C	180 S. Arizona Ave. Chandler, AZ	UA Global Campus	10,801 \$29.71 \$320,846	09/01/21- 08/31/26	TN	State	Office	
78 WRI Shoppes at Bears Path, LLC #739	C	8892 E. Tanque Verde Rd. Tucson, AZ	College of Science Steward Observatory	2,240 \$19.12 \$42,830	08/16/19- 08/15/24	DN	Designated	Office	

THE UNIVERSITY OF ARIZONA  
 FY 2026-2029 CAPITAL IMPROVEMENT PLAN  
**PROPERTY LEASES IN EFFECT DURING FY 2024**

**UNIVERSITY AS LESSEE**

LESSOR	CONTINUE (C) RENEW (R) TERMINATE (T)	PROPERTY LOCATION	USER	GSF COST/GSF FY EXP. COST	CURRENT TERM AND OPTION	TYPE OF LEASE*	SOURCE OF FUNDS	USE OF SPACE	COMMENTS OR LATEST BOARD APPROVAL, IF APPLICABLE
79 Zovio, Inc. #798	C	1811 E.Northrop Blvd. Chandler, AZ	UA Global Campus	130,642 \$2.46 \$320,846	04/15/19- 10/14/30	TN	State	Office	

NOTES:

- a. Rates as of June 30, 2024
- b. Difference in calculations caused by computer rounding factors.

Type of Lease:

- TN - Triple Net: All expenses paid by Lessee
- DN - Double Net: Expenses shared by Lessor and Lessee
- N - Net: All expenses paid by Lessor



THE UNIVERSITY OF ARIZONA  
 FY 2026-2029 CAPITAL IMPROVEMENT PLAN  
 PROPERTY LEASES IN EFFECT DURING FY 2024

**UNIVERSITY AS LESSOR**

LESSEE	CONTINUE (C) RENEW (R) TERMINATE (T)	PROPERTY LOCATION	GSF COST/GSF FY RECEIPT		CURRENT TERM AND OPTION	TYPE OF LEASE*	USE OF FUNDS	USE OF SPACE	COMMENTS OR LATEST BOARD APPROVAL, IF APPLICABLE
1 A&B Farms, LLC #5-1168	R	37860 W. Smith Enke Rd. Maricopa, AZ	749 NA \$195,489	AC	01/06/24- 01/05/25	TN	Designated	Field	
2 ACC OP (Mabel St) LLC #5-1177	C	1101 E. Mabel St. Tucson, AZ	N/A N/A \$204,044		12/15/17- 08/01/57	TN	Designated	Ground	ABOR approval: 07/17
3 ACC OP (Mabel St) LLC #5-1193	C	1021 E. Mabel St. Tucson, AZ	N/A N/A \$85,981		08/29/19- 08/01/59	N	Designated	Mixed Use	ABOR approval: 07/17
4 Arizona Alpha of Sigma Alpha Epsilon, Inc. #5-1005	C	1509 E. 2nd St. Tucson, AZ	27,125 N/A \$10		12/06/84- 12/05/34 One 25-Year Option	TN	Designated	Ground	
5 Arizona Beta of Sigma Phi Epsilon Alumni Assoc. #5-1127	C	1614 E. 1st St. Tucson, AZ	15,256 N/A \$15,506		08/01/13- 07/31/43 One 30-Year Option	TN	Designated	Ground	
6 Arizona Plant Breeders #5-1198	R	37860 W. Smith-Enke Rd. Maricopa, AZ	1,440 \$0.75 \$1,080		01/01/24- 12/31/24	TN	Designated	Greenhouse	
7 Arizona Stadium Club, LLC #5-1188	C	565 N. Cherry Ave. Tucson, AZ	12,000 N/A N/A		07/15/20- 07/14/30 Two 5-Year Options	TN	NA	Mixed Use	

THE UNIVERSITY OF ARIZONA  
 FY 2026-2029 CAPITAL IMPROVEMENT PLAN  
**PROPERTY LEASES IN EFFECT DURING FY 2024**

**UNIVERSITY AS LESSOR**

LESSEE	CONTINUE (C) RENEW (R) TERMINATE (T)	PROPERTY LOCATION	GSF COST/GSF FY RECEIPT	CURRENT TERM AND OPTION	TYPE OF LEASE*	USE OF FUNDS	USE OF SPACE	COMMENTS OR LATEST BOARD APPROVAL, IF APPLICABLE
8 Banner Health #5-1197	C	1501 N. Campbell Ave. Tucson, AZ	17,971 \$25.48 \$457,905	02/28/20- 02/27/25 One 5-Year Option	TN	Designated	Clinical	

THE UNIVERSITY OF ARIZONA  
 FY 2026-2029 CAPITAL IMPROVEMENT PLAN  
 PROPERTY LEASES IN EFFECT DURING FY 2024

UNIVERSITY AS LESSOR

LESSEE	CONTINUE (C) RENEW (R) TERMINATE (T)	PROPERTY LOCATION	GSF COST/GSF FY RECEIPT		CURRENT TERM AND OPTION	TYPE OF LEASE*	USE OF FUNDS	USE OF SPACE	COMMENTS OR LATEST BOARD APPROVAL, IF APPLICABLE
9 Blue House Coffee, LLC #5-1191	C	435 N. 5th St. Phoenix, AZ	500 \$52.80 \$26,400		09/01/19- 08/31/24 Five 1-year options	TN	Designated	Commercial	
10 Boingo Wireless, Inc. #5-1146	C	541 N. Cherry Ave. Tucson, AZ	2,604 \$24.91 \$64,854		09/01/19- 09/01/24 Two 5-Year Options	DN	Designated	Commercial	
11 Campus Research Corporation #5-1131	C	36th & Kino Parkway Tucson, AZ	47.79 N/A \$1.00	AC	07/15/09- 07/31/82	TN	NA	Ground	ABOR approval: 06/09
12 Campus Research Corporation #5-1158	C	UA Science & Tech Park Tucson, AZ	952 N/A \$1.00	AC	07/15/09- 07/31/83	TN	NA	Ground	
13 Circle K Stores, Inc. #5-1008	C	1610 E. 6th St. Tucson, AZ	14,636 \$1.85 \$27,135		04/01/23- 03/31/28	DN	Endowment	Ground (Commercial)	
14 City of Douglas #5-1157	T	2017 Rogers Ave. Douglas, AZ	2,178 \$12.90 \$28,096		08/12/23- 03/25/24	DN	Designated	Commercial	Terminated: 03/25/24
15 City of Safford #5-1159	C	Mt. Graham International Observatory Safford, AZ	N/A N/A N/A		05/01/20- 04/30/25 Three 5-Year Options	DN	NA	Ground	

THE UNIVERSITY OF ARIZONA  
 FY 2026-2029 CAPITAL IMPROVEMENT PLAN  
 PROPERTY LEASES IN EFFECT DURING FY 2024

UNIVERSITY AS LESSOR

LESSEE	CONTINUE (C) RENEW (R) TERMINATE (T)	PROPERTY LOCATION	GSF COST/GSF FY RECEIPT	CURRENT TERM AND OPTION	TYPE OF LEASE*	USE OF FUNDS	USE OF SPACE	COMMENTS OR LATEST BOARD APPROVAL, IF APPLICABLE
16 Corteva Agriscience, LLC #5-1226	C	6425 W. 8th St. Yuma, AZ	3,478 \$10.91 \$37,931	09/01/23- 08/31/24	TN	Designated	Office/ Laboratory	
17 D7, LLC #5-1217	T	500 N. Garden Ave. #6A & #6B Sierra Vista, AZ	3,500 \$11.57 \$40,500	08/01/21- 03/01/24	TN	Designated	Office	Terminated: 03/01/24
18 Department of Veteran Affairs #5-1200	C	475 N. 5th St. Phoenix, AZ	17,024 \$52.65 \$896,244	11/20/20- 11/19/25 One 5-Year Option	DN	Designated	Clinical	
19 Desert Control Americas, Inc. #5-1209	R	37860 W. Smith Enke Rd. Maricopa, AZ	144 \$27.29 \$3,930	04/01/24- 03/31/25	DN	Designated	Office	
20 Desert Control Americas, Inc. #5-1209	R	37860 W. Smith Enke Rd. Maricopa, AZ	720 \$9.00 \$6,480	04/01/24- 03/31/25	DN	Designated	Field	
21 Dignity Health #5-1149	C	625 N. 6th St. Phoenix, AZ	220,000 \$17.73 \$3,900,000	07/01/15- 06/30/35 Two 5-Year Options	DN	Designated	Mixed Use	
22 Eric's Ice Cream #5-1171	T	1070-1072 N. Warren Ave. Tucson, AZ	1,100 \$1.06 \$1,169	07/01/17- 07/31/23	DN	Designated	Commercial	Terminated: 07/31/23

THE UNIVERSITY OF ARIZONA  
 FY 2026-2029 CAPITAL IMPROVEMENT PLAN  
**PROPERTY LEASES IN EFFECT DURING FY 2024**

**UNIVERSITY AS LESSOR**

LESSEE	CONTINUE (C) RENEW (R) TERMINATE (T)	PROPERTY LOCATION	GSF COST/GSF FY RECEIPT	CURRENT TERM AND OPTION	TYPE OF LEASE*	USE OF FUNDS	USE OF SPACE	COMMENTS OR LATEST BOARD APPROVAL, IF APPLICABLE
23 Gamma Rho Chapter Housing Corporation (Kappa Sigma) #5-1059	C	1423 E. 1st St. Tucson, AZ	19,630 N/A \$13,660	11/18/94- 11/17/24 Five-Year Options	TN	Designated	Ground	ABOR approval: 09/24
24 Gowan Company #5-1219	R	6425 W. 8th St. Yuma, AZ	570 \$33.93 \$19,340	10/01/23- 09/30/24	TN	Designated	Laboratory	
25 Gowan Company #5-1220	R	6425 W. 8th St. Yuma, AZ	960 \$7.85 \$7,540	10/01/23- 09/30/24	TN	Designated	Field	
26 Gowan Company #5-1221	R	6425 W. 8th St. Yuma, AZ	570 \$33.93 \$19,340	10/01/23- 09/30/24	TN	Designated	Laboratory	
27 Gowan Company #5-1222	R	6425 W. 8th St. Yuma, AZ	169 \$33.49 \$5,659	10/01/23- 09/30/24	TN	Designated	Laboratory	
28 Gowan Company #5-1228	R	6425 W. 8th St. Yuma, AZ	130 \$28.54 \$3,710	11/20/23- 11/19/24	TN	Designated	Laboratory	
29 Gowan Company #5-1231	R	6425 W. 8th St. Yuma, AZ	553 \$11.92 \$6,591	04/01/24- 03/31/25	TN	Designated	Laboratory	

THE UNIVERSITY OF ARIZONA  
 FY 2026-2029 CAPITAL IMPROVEMENT PLAN  
**PROPERTY LEASES IN EFFECT DURING FY 2024**

**UNIVERSITY AS LESSOR**

LESSEE	CONTINUE (C) RENEW (R) TERMINATE (T)	PROPERTY LOCATION	GSF COST/GSF FY RECEIPT		CURRENT TERM AND OPTION	TYPE OF LEASE*	USE OF FUNDS	USE OF SPACE	COMMENTS OR LATEST BOARD APPROVAL, IF APPLICABLE
30 Gowan SeedTech, LLC #5-1234	R	6425 W. 8th St. Yuma, AZ	182 \$20.60 \$3,750		04/01/24- 03/31/25	TN	Designated	Laboratory	
31 Guardian Pharmacy of Tucson, LLC #5-1185	C	10900 N. Stallard Pl. Tucson, AZ	8,002 \$14.97 \$119,779		05/01/22- 04/30/27	DN	Designated	Commercial	
32 Housing & Residence Life #5-1044	C	1340 E. 1st St. Tucson, AZ	30,746 \$0.60 \$18,447		10/01/00- 09/30/30	TN	Designated	Ground	
33 J-V Farms, Inc. #5-1172	R	6425 W. 8th St. Yuma, AZ	54 N/A \$62,154	AC	07/01/23- 06/30/24	TN	Designated	Field	
34 Kubota North America Corporation #5-1211	C	37860 W. Smith Enke Rd. Maricopa, AZ	N/A N/A \$20,641		05/01/22- 04/30/25	TN	Designated	Mixed Use	
35 Maricopa County #5-1182	R	37860 W. Smith Enke Rd. Maricopa, AZ	720 \$6.81 \$4,900		06/01/24- 05/31/29	TN	Designated	Greenhouse	
36 Medix Staffing Solution #5-1208	T	7135 E. Cambelback Rd. Scottsdale, AZ	10,704 \$35.50 \$284,994		04/01/22- 03/31/24	TN	Designated	Commercial	Terminated: 03/31/24
37 Military Intelligence Corps Association #5-1216	T	500 N. Garden Ave. #104 & 105 Sierra Vista, AZ	1,200 \$9.00		02/01/23- 03/31/24	TN	Designated	Office	Terminated: 03/31/24

THE UNIVERSITY OF ARIZONA  
 FY 2026-2029 CAPITAL IMPROVEMENT PLAN  
 PROPERTY LEASES IN EFFECT DURING FY 2024

UNIVERSITY AS LESSOR

LESSEE	CONTINUE (C) RENEW (R) TERMINATE (T)	PROPERTY LOCATION	GSF COST/GSF FY RECEIPT	CURRENT TERM AND OPTION	TYPE OF LEASE*	USE OF FUNDS	USE OF SPACE	COMMENTS OR LATEST BOARD APPROVAL, IF APPLICABLE
			\$10,800					
38 Morris K. Udall & Stewart L. Udall Foundaton #5-1199	C	1301 Pennsylvania Ave. Washington, DC	631 \$85.87 \$53,635	06/01/21- 05/30/26	TN	Designated	Office	
39 National Ecological Observatory Network, Inc. #5-1160	C	Santa Rita Experimental Range Tucson, AZ	N/A N/A \$10,150	09/07/14- 09/08/24 Two 10-Year Options	TN	Sponsored Projects	Ground	
40 NTI Plant Breeding Consultant #5-1194	R	37860 W. Smith Enke Rd. Maricopa, AZ	360 N/A \$7,200	03/11/24- 06/10/24	TN	Designated	Field	Seasonal; 3 month renewals
41 ORO AGRI, Inc. #5-1203	R	37860 W. Smith Enke Rd. Maricopa, AZ	280 \$32.75 \$9,169	08/01/23- 07/31/24	TN	Designated	Laboratory	
42 ORO AGRI, Inc. #5-1218	R	37860 W. Smith Enke Rd. Maricopa, AZ	500 \$32.75 \$16,374	03/15/24- 07/31/24	TN	Designated	Laboratory	
43 Phoenix Union High School Alumni Association #5-1121	C	550, 600, 650 E. Van Buren Phoenix, AZ	645 N/A \$10	09/27/06- 09/26/36	TN	NA	Office	ABOR approval: 02/05
44 Pima County Cooperative Extension Service #5-1035	C	4210 N. Campbell Ave. Tucson, AZ	87,887 N/A N/A	07/01/15- 06/30/40	DN	NA	Ground	Cooperative Agreement

THE UNIVERSITY OF ARIZONA  
 FY 2026-2029 CAPITAL IMPROVEMENT PLAN  
**PROPERTY LEASES IN EFFECT DURING FY 2024**

**UNIVERSITY AS LESSOR**

LESSEE	CONTINUE (C) RENEW (R) TERMINATE (T)	PROPERTY LOCATION	GSF COST/GSF FY RECEIPT	CURRENT TERM AND OPTION	TYPE OF LEASE*	USE OF FUNDS	USE OF SPACE	COMMENTS OR LATEST BOARD APPROVAL, IF APPLICABLE
45 Redwood Plumbing Service & Repair, LLC #5-1233	R	37860 W. Smith-Enke Rd. Maricopa, AZ	450 \$3.63 \$1,632	03/01/24- 02/28/25	TN	Designated	Warehouse	



THE UNIVERSITY OF ARIZONA  
 FY 2026-2029 CAPITAL IMPROVEMENT PLAN  
 PROPERTY LEASES IN EFFECT DURING FY 2024

**UNIVERSITY AS LESSOR**

LESSEE	CONTINUE (C) RENEW (R) TERMINATE (T)	PROPERTY LOCATION	GSF COST/GSF FY RECEIPT		CURRENT TERM AND OPTION	TYPE OF LEASE*	USE OF FUNDS	USE OF SPACE	COMMENTS OR LATEST BOARD APPROVAL, IF APPLICABLE
46 Sigma Chi Building Company #5-1100	C	1511 E. 1st St. Tucson, AZ	17,483 N/A \$10,588		09/01/13- 08/31/43 Three 30-Year Options	DN	Designated	Ground	
47 Stadium 24/7 Laundromat #5-1206	R	1624 E. 6th St. Tucson, AZ	1,350 \$13.31 \$17,964		10/01/23- 09/30/25	DN	Endowment	Commercial	
48 Syngenta Crop Protection, LLC #5-1227	R	6425 W. 8th St. Yuma, AZ	4,800 \$2.30 \$11,037		01/01/24- 12/31/24	TN	Designated	Laboratory	
Tumamoc Hill Leases, Tucson, AZ									
49 Arizona Department of Public Safety #5-1051	C	Tumamoc Hill Tucson, AZ	2,720 N/A \$500		07/01/22- 06/30/25	N	Designated	Ground	
50 CARBA, Inc. #5-1195	C	Tumamoc Hill Tucson, AZ	640 N/A \$6,495		07/01/20- 06/30/25	N	Designated	Ground	
51 Scripps Media, Inc. - KGUN #5-1026	C	Tumamoc Hill Tucson, AZ	625 N/A \$44,223		07/01/21- 06/30/24	N	Designated	Ground	
52 SFPP, Limited Partnership #5-1042	C	Tumamoc Hill Tucson, AZ	1.92 N/A \$3,809	AC	07/01/19- 06/30/24	N	Designated	Ground	
53 Southwest Gas Corporation #5-1043	C	Tumamoc Hill Tucson, AZ	0.35 N/A \$2,200	AC	07/01/19- 06/30/24	N	Designated	Ground	

THE UNIVERSITY OF ARIZONA  
 FY 2026-2029 CAPITAL IMPROVEMENT PLAN  
 PROPERTY LEASES IN EFFECT DURING FY 2024

UNIVERSITY AS LESSOR

LESSEE	CONTINUE (C) RENEW (R) TERMINATE (T)	PROPERTY LOCATION	GSF COST/GSF FY RECEIPT		CURRENT TERM AND OPTION	TYPE OF LEASE*	USE OF FUNDS	USE OF SPACE	COMMENTS OR LATEST BOARD APPROVAL, IF APPLICABLE
54 Tucson Electric Power Company #5-1047	C	Tumamoc Hill Tucson, AZ	0.12 N/A \$1,529	AC	07/01/22- 06/30/25	N	Designated	Ground	
55 The Growers Company, Inc. #5-1224	R	2186 W. Co. 15th St. Somerton, AZ	13,446 \$3.69 \$49,642		09/01/23- 04/30/24	TN	Designated	Mixed Use	Seasonal; 8 month renewals
56 The Growers Company, Inc. #5-1225	R	6425 W. 8th St. Yuma, AZ	5,555 \$3.69 \$20,509		09/01/23- 04/30/24	TN	Designated	Office	Seasonal: 8 month renewals
57 UA Applied Research Corporation #5-1212	C	1600 N. Idea Ln. #401 Tucson, AZ	16,799 \$66.31 \$1,114,008		04/04/22- 03/31/27	TN	Designated	Office/ Laboratory	
58 US Department of Agriculture #5-1088	C	37860 W. Smith Enke Rd. Maricopa, AZ	20 N/A N/A	AC	02/20/02- 02/19/52 One 10-Year Option	TN	NA	Ground	Cooperative agreement ABOR approval: 02/00
59 US Geological Survey #5-1078	C	520 N. Park Ave. Tucson, AZ	29,000 N/A N/A		02/12/17- 02/11/27 One 10-Year Option	TN	Designated	Office	Pass-through payment is for maintenance and utilities ABOR approval: 10/94
60 US Government National Weather Service #5-1077	C	520 N. Park Ave. Tucson, AZ	6,370 \$14.23 \$90,664		02/12/17- 02/11/27 Two 10-Year Options	TN	Designated	Office	Payment is for maintenance and utilities ABOR approval: 10/94

THE UNIVERSITY OF ARIZONA  
 FY 2026-2029 CAPITAL IMPROVEMENT PLAN  
**PROPERTY LEASES IN EFFECT DURING FY 2024**

**UNIVERSITY AS LESSOR**

LESSEE	CONTINUE (C) RENEW (R) TERMINATE (T)	PROPERTY LOCATION	GSF COST/GSF FY RECEIPT		CURRENT TERM AND OPTION	TYPE OF LEASE*	USE OF FUNDS	USE OF SPACE	COMMENTS OR LATEST BOARD APPROVAL, IF APPLICABLE
61 Vail Charter School #5-1130	C	7762 E. Science Park Dr. Tucson, AZ	N/A N/A \$10		12/04/09- 12/03/59	TN	Designated	Ground	
62 Valent USA, LLC #5-1232	R	6425 W. 8th St. Yuma, AZ	5,020 \$1.04 \$5,237		04/01/24- 03/31/25	TN	Designated	Mixed Use	
63 Wells Fargo & Company #5-1020	C	SE corner of Warren Ave. & Helen St. Tucson, AZ	15,625 \$2.82 \$44,125		08/10/22- 08/09/24	DN	Designated	Ground	
64 Whitfill Nurseries, Inc. #5-1174	C	37860 W. Smith-Enke Rd. Maricopa, AZ	78 N/A \$20,358	AC	06/01/20- 05/31/25	TN	Designated	Field	
65 Yuma County Pest Abatement #5-1150	R	2186 W. Co. 15th St. Somerton, AZ	9,600 N/A \$781		12/01/23- 11/30/28	TN	Designated	Ground	
66 Zeta Omicron Chapter Housing Corporation (Sigma Kappa) #5-1097	C	1588 E. 1st St. Tucson, AZ	17,875 N/A \$13,008		07/31/03- 06/30/33 5-year Options	TN	Designated	Ground	

NOTES:

- a. Rates as of June 30, 2024
- b. Differences in calculations caused by computer rounding factor.

Type of Lease:

THE UNIVERSITY OF ARIZONA  
 FY 2026-2029 CAPITAL IMPROVEMENT PLAN  
**PROPERTY LEASES IN EFFECT DURING FY 2024**

**UNIVERSITY AS LESSOR**

LESSEE	CONTINUE (C) RENEW (R) TERMINATE (T)	PROPERTY LOCATION	GSF COST/GSF FY RECEIPT	CURRENT TERM AND OPTION	TYPE OF LEASE*	USE OF FUNDS	USE OF SPACE	COMMENTS OR LATEST BOARD APPROVAL, IF APPLICABLE
--------	--	----------------------	-------------------------------	-------------------------------	-------------------	-----------------	-----------------	--

TN - Triple Net: All expenses paid by Lessee  
 DN - Double Net: Expenses shared by Lessor and Lessee  
 N - Net: All expenses paid by Lessor

THE UNIVERSITY OF ARIZONA  
 FY 2026-2029 CAPITAL IMPROVEMENT PLAN  
**REPORT ON ACQUISITIONS AND SALES OF LAND AND IMPROVEMENTS\***  
 FY 2024

Reference Number	Transaction Date	Location/Description/Intended Use	Transaction Dollars/ Funding Accounts	Land Size (Acres)	Building Size (GSF)	Board Approved (MM/YY)
------------------	------------------	-----------------------------------	--	-------------------	---------------------	------------------------

**ACQUISITIONS**

A1	08/18/23	315 N. Garden Avenue, Sierra Vista	\$240,000	0.816 ac	N/A	N/A
A2						
A3						

**SALES**

S1	11/01/23	429 W. Crawford, Nogales	Reverted to Donor	3,774 sf	7,700	N/A
S2	03/26/24	2017 Rogers Avenue, Douglas	\$560,000	3.08 ac	8,099	02/24
S3	04/09/24	6th Street & Campbell Avenue East-West Alley & Vacant Land	\$524,000	12,307 sf	N/A	02/24

<b>NET (COST)/INCOME</b>	<b>\$844,000.00</b>
--------------------------	---------------------

\* This report includes all transactions formally consummated by The University of Arizona between July 1, 2023 and June 30, 2024.

THE UNIVERSITY OF ARIZONA  
 CAPITAL IMPROVEMENT PLAN FY 2026-2029  
**CAPITAL EXPENDITURES SUMMARY**

Fiscal Year 2024

Projects over \$100,000 (summed by category)	FY 2024 Expenditures	Total Expenditures	Estimated Total Costs
New Construction			
Academic and Support Space	\$ 55,284,504	\$ 214,876,044	\$ 372,550,000
Auxiliary	10,883,095	40,514,746	88,949,958
Infrastructure	274,870	13,451,050	16,000,000
Capital Renewal			
Academic and Support Space	31,005,052	111,924,615	186,952,630
Auxiliary	4,133,103	18,139,293	19,096,000
Infrastructure	1,270,757	2,131,375	2,433,121
Major Maintenance / System Replacement			
Major Maintenance - Energy Conservation/Cost Savings	14,661,460	23,383,052	37,268,209
Life Safety / Code Compliance	2,636,187	6,134,556	7,442,093
Accessibility	133,452	246,389	546,134
Other			
Other			
Other	12,143,044	17,108,595	18,500,000
<b>Over \$100,000 SUBTOTALS:</b>	<b>132,425,524</b>	<b>447,909,716</b>	<b>749,738,145</b>
<b>Under \$100,000 SUBTOTALS:</b>	<b>581,806</b>	<b>891,488</b>	<b>993,826</b>
<b>GRAND TOTALS</b>	<b>\$133,007,330</b>	<b>\$448,801,204</b>	<b>\$750,731,971</b>

**STATUS OF JCCR PROJECTS**

FY 2024 as of June 30, 2024

**University Projects**

<u>Project Name</u>	<u>Project Number</u>	<u>Project Category</u>	<u>Funding Source</u>	<u>FY 24 Expenditures</u>	<u>Total Expenditures to</u>		<u>% Expended</u>	<u>Estimated Total Costs</u>	<u>Completion Date (mm/yy)</u>
					<u>Date</u>	<u>Date</u>			
Oro Valley Veterinarian Medical Program Improvement	17-9349	CAS	SAP	\$ 49,702	\$	7,027,669	99%	\$ 7,071,088	Mar-19
Student Success District	17-9381	NAS	MIXED	529,606		80,773,987	100%	81,000,000	Dec-21
Grand Challenges Research Building	18-9384	NAS	BOND	22,598,623		95,965,353	97%	99,000,000	Apr-24
Applied Research Building	18-9386	NAS	BOND	11,995,762		78,399,384	92%	85,000,000	Mar-23
Phx Biomed Sci Bldg 3rd and 4th Floor Finish Shell Space	19-9449	CAS	MIXED	193,027		27,114,525	80%	34,000,000	Feb-21
Chemistry Building Renovations	19-9473	CAS	BOND	1,199,985		41,810,064	100%	42,000,000	Feb-23
FM Facility	20-9528	NAX	MIXED	86,670		24,163,858	100%	24,160,517	Dec-23
Campus Infrastructure	15-9248	NIN	BOND	274,870		13,451,050	84%	16,000,000	Jan-23
FY23 DM - HVAC Upgrades (ENG not included)	23-9614	CMM	MIXED	1,017,224		1,082,146	64%	1,685,417	Dec-24
FY23 DM - Building Automation Upgrades	23-9615	CMM	SAP	736,684		1,073,029	89%	1,199,550	Sep-24
FY23 DM - Elevator Code Compliance - Modernization (Fire Support included)	23-9617	CMM	SAP	31,297		370,500	75%	494,644	Sep-24
FY23 DM - Keyless Access (Phase 4 - 10)	23-9619	CMM	SAP	139,899		202,271	84%	240,000	Sep-24
FY23 DM - Roof Replacement	23-9622	CMM	SAP	37,041		84,686	57%	149,816	Sep-24
FY23 DM - ADA RR Upgrades	23-9623	CAD	MIXED	33,198		146,134	100%	146,134	Sep-23

**Third-Party and Commercial Projects**

<u>Project Name</u>	<u>Project Number</u>	<u>Project Category</u>	<u>Funding Source</u>	<u>Estimated Total Costs</u>	<u>% Completed</u>	<u>Completion Date (mm/yy)</u>
---------------------	-----------------------	-------------------------	-----------------------	------------------------------	--------------------	--------------------------------

THE UNIVERSITY OF ARIZONA  
 CAPITAL IMPROVEMENT PLAN FY 2026-2029  
**CAPITAL PROJECT STATUS REPORT**  
 Fiscal Year 2024

Project \$100,000 and Greater	Project Number	Project Category	Funding Sources	FY 2024 Expenditures	Total Expenditures	Estimated Total Costs	Estimated Completion Date
North Campus Infrastructure Phase II	15-9248	NIN	MIXED	274,870	13,451,050	16,000,000	Jan-23
Grand Challenges Research Building	18-9384	NAS	BOND	22,598,623	95,965,353	99,000,000	Apr-24
Applied Research Building	18-9386	NAS	BOND	11,995,762	78,399,384	85,000,000	Mar-23
Education Building, Room 104 Renovation	19-9427	CAS	MIXED	346	172,720	671,000	Feb-23
South Stadium Rowhouses	19-9450	NAX	LOCAL	74,065	1,030,682	1,150,000	Jun-24
College of Law, Class Lab 118, 126 and 146 Renovation	19-9454	CAS	LOCAL	1,435,795	1,817,590	4,200,000	Feb-24
UA Global Center, Park Student Union Renovations	19-9463	CAX	LOCAL	3,474,579	9,216,775	9,900,000	May-22
CAPLA Addition and Renovation	19-9468	CAS	MIXED	998,784	9,687,414	9,851,000	Jan-23
Center for Integrative Medicine	19-9472	NAS	LOCAL	7,106,690	20,187,980	23,000,000	Nov-23
Chemistry Building Renovations	19-9473	CAS	MIXED	1,199,985	41,810,064	42,000,000	Feb-23
Keyless Access (Phases 4-7) FY20	20-9498	CMM	SAP	86,513	316,009	393,800	Sep-23
Building 201 Basement Renovation-UAHS Sleep Research Center	20-9512	CAS	OTHER	314,487	4,978,788	5,045,665	Feb-23
College of Fine Arts Master Plan Implementation	20-9527	CAS	OTHER	135,646	5,924,615	6,001,573	Aug-22
FM Relocation Facility	20-9528	NAX	MIXED	86,670	24,163,858	24,163,858	Dec-23
Marroney Theatre Renovations & Addition	21-9548	CAS	LOCAL	4,473,766	7,934,902	8,500,000	Jan-24
FY21 Classroom Renovation	21-9556	CAS	LOCAL	87,499	1,685,256	1,660,300	Sep-23
The Bridges, High Bay Facility	21-9559	NAS	LOCAL	113,775	4,237,317	4,750,000	Nov-22
ICA Hi Corbett 2021 Renovations	22-9563	CAX	LOCAL	57,892	2,671,994	2,750,000	Feb-23
Architecture Substation 15kV	22-9564	CMM	LOCAL	1,245,230	2,598,405	2,820,033	Dec-24
Anthropology Park Ave Tunnels	22-9565	CMM	LOCAL	1,230,545	3,602,066	4,500,000	Dec-24
DM Elevator Code Compliance-Modernization	22-9567	CLS	LOCAL	1,232	892,962	891,705	Apr-23
DM Roof Replacement	22-9569	CMM	LOCAL	70,148	785,831	715,683	Apr-23
DM Plumbing	22-9570	CMM	LOCAL	245,176	1,105,407	1,205,450	Sep-23
DM HVAC Upgrades	22-9571	CMM	LOCAL	437,587	1,235,127	2,409,411	Dec-23
DM Keyless Access (Phases 4-7)	22-9573	CMM	LOCAL	21,703	331,276	375,000	Aug-23
DM Building Automation Upgrades	22-9575	CMM	LOCAL	84,972	1,249,003	1,316,500	Apr-23
Arizona Public Media New Facility	22-9576	NAX	MIXED	10,530,406	14,743,310	63,000,000	Feb-25
Scottsdale Waterfront Phoenix Embassy Building	22-9579	CAS	LOCAL	1,127,070	5,850,176	6,225,000	Jul-23
Creative Photography, Radius Glass Stairwell Structure Repair	22-9581	CAS	SAP	54,933	394,658	394,658	Sep-23
UA Global Center, Starbucks	22-9584	CAX	LOCAL	685	970,884	1,025,000	Sep-22
Building 173 1st Floor, TVC Chamber Fit Out	22-9585	NAS	LOCAL	763,112	3,140,252	5,500,000	Apr-24
UAHS BSPB 2nd Floor Finish Shell Space	22-9586	OTH	SAP	12,143,044	17,108,595	18,500,000	May-24
FY22 Classroom Renovations	22-9589	CAS	LOCAL	201,539	1,394,836	1,394,836	Sep-23
GCRB, Level 6 Tenant Improvements	22-9590	CAS	LOCAL	3,571,773	6,046,869	7,000,000	Apr-24
Manuel Pacheco Integrated Learning Center Room 136 Renovations	22-9593	CAS	LOCAL	541,894	729,943	750,000	Oct-23
The Refinery, 3rd Floor Tenant Improvement	22-9594	CAS	LOCAL	222	2,090,816	2,302,845	Sep-22



Project \$100,000 and Greater	Project Number	Project Category	Funding Sources	FY 2024 Expenditures	Total Expenditures	Estimated Total Costs	Estimated Completion Date
ECE Micro-Nano Center renovation	22-9595	CAS	OTHER	1,399,165	1,554,824	15,500,000	Feb-25
LSFF, Player's Locker Rooms Remodel	22-9596	CAX	LOCAL	9,479	1,299,109	1,400,000	Oct-22
Building 233, Fit-out CIM	22-9597	NAS	OTHER	766,381	968,296	1,300,000	Nov-23
MLK Building Renovations	22-9598	CAS	LOCAL	20,180	174,259	250,000	Dec-24
Fluid Dynamics Building	22-9601	CAS	LOCAL	299,095	640,938	1,345,966	Dec-24
Oro Valley Chiller Replacement	22-9602	CMM	LOCAL	137,571	137,571	137,571	May-24
Athletics Stadium Concrete	22-9603	CAX	LOCAL	37,925	2,385,616	2,221,000	Aug-23
Building 73, Room 120 and 215 Electrical	22-9604	CIN	LOCAL	35,940	40,797	140,000	Feb-23
Forbes Building, Room 206 Renovation	22-9605	CAS	LOCAL	317,761	739,786	1,200,000	Jul-23
AME Hypersonic Wind Tunnel Complex Upgrades	22-9607	CAS	OTHER	2,311,656	2,765,409	3,030,000	May-24
SUMC Bldg 19, Rm 205 Remodeling	22-9608	CAX	LOCAL	550,502	1,170,053	1,350,000	Sep-23
HSEB, Pharmacy Teaching Lab Renovation	22-9609	CAS	SAP	4,069	277,255	299,000	Dec-22
Mt Lemmon/Mt Bigelow Electrical Safety	22-9611	CLS	LOCAL	79,372	396,422	396,422	Dec-23
Bear Down Field Turf Replacement	22-9614	CAX	LOCAL	2,043	424,862	450,000	Feb-23
Education North Power Feeder	22-9619	CIN	LOCAL	154,476	183,582	183,582	Dec-24
FY23 DM - Fire Alarm Sprinkler Upgrade	23-9613	CLS	LOCAL	314,660	2,265,045	2,189,121	Sep-23
FY23 DM - HVAC Upgrades (ENG not included)	23-9614	CMM	LOCAL	1,017,224	1,082,146	1,685,417	Dec-24
FY23 DM - Building Automation Upgrades	23-9615	CMM	SAP	736,684	1,073,029	1,199,550	Sep-24
FY23 DM - Elevator Code Compliance Modernization (Fire Support Included)	23-9617	CLS	SAP	31,297	370,500	494,644	Sep-24
FY23 DM - Electrical Upgrade and Code Compliance	23-9618	CLS	SAP	51,499	51,499	390,676	Jun-25
FY23 DM - Keyless Access (Phase 4 -10)	23-9619	CMM	SAP	139,899	202,271	240,000	Sep-24
FY23 DM - Asbestos Abatement	23-9621	CIN	SAP	96,330	96,330	184,539	Jun-25
FY 23 DM - Roof Replacement	23-9622	CMM	SAP	37,041	84,686	149,816	Sep-24
FY 23 DM - ADA RR Upgrades	23-9623	CAD	LOCAL	33,198	146,134	146,134	Sep-23
Shantz Building Renovation	23-9625	CAS	BOND	295,199	352,687	5,200,000	May-26
HSIB Basement Renovation for PT Education	23-9626	CAS	SAP	505,048	569,733	8,000,000	Apr-25
McClelland Park Renovation, Retail Learning Lab	23-9628	CAS	OTHER	708,047	730,659	1,000,000	May-24
Parking Repair Maint and Imprv FY23	23-9629	CIN	LOCAL	984,011	1,810,666	1,925,000	Jan-24
Building 201, Surgical Skills Training Lab	23-9631	CAS	LOCAL	59,035	69,469	130,000	Mar-25
The Refinery, Suite 355 CAST Tenant Improvement	23-9632	CAS	LOCAL	1,547	339,658	342,183	Nov-22
CAST Sierra Vista DM	23-9634	CAS	LOCAL	191,416	191,416	1,000,000	Jan-25
UAHS Building 201 1st Floor Med Imaging and Fac Offices	23-9635	CAS	BOND	919,376	948,178	1,030,000	Jul-25
Phoenix Mining Mineral Natural Resources Museum Renovations	23-9636	CAS	SAP	321,604	352,666	12,000,000	Jun-26
Backflow Prevention Devices	23-9637	CMM	LOCAL	8	97,912	175,640	Dec-25
Visual Arts Graduate Research Laboratory renovation	23-9639	CAS	SAP	183,807	199,269	3,000,000	Oct-24
Chemistry Building & The Commons, FFE Procurement	23-9640	CAS	LOCAL	333	499,369	500,000	Feb-23
CALS Animal Feeding and Resource Capture Facility	23-9641	CAS	SAP	106,950	121,158	10,150,055	Mar-25
CALS Food Products and Safety Lab Renovation	23-9642	CAS	SAP	3,135,129	3,155,360	11,550,055	Jan-25
FY23 Classroom Renovations	23-9643	CAS	LOCAL	1,346,463	1,771,149	1,771,149	Oct-23
5th Floor Science Library	23-9645	CAS	LOCAL	900,473	1,292,939	1,602,000	Sep-24
Campus Early Childhood Education Center Feasibility Study	23-9647	CAS	LOCAL	70,145	80,934	115,000	Dec-23
PTS CatTran Project Improvements	23-9648	NAX	LOCAL	191,954	576,897	636,100	Dec-23

<b>Project \$100,000 and Greater</b>	Project Number	Project Category	Funding Sources	FY 2024 Expenditures	Total Expenditures	Estimated Total Costs	Estimated Completion Date
Heat Recovery Steam Generator T70 economizer	23-9649	CMM	LOCAL	880,982	1,100,994	1,110,107	Dec-23
Communication Bldg Windows Refresh	23-9650	CAS	LOCAL	110,237	174,642	174,642	Sep-23
Arizona State Museum Renovations	23-9653	CAS	BOND	1,209,858	1,222,739	3,500,000	Aug-27
Poetry Center & Education North Green Space	23-9656	CAS	OTHER	28,873	31,093	100,000	Aug-24
PAS Building, Scanning Tunneling Microscope Installation	23-9657	CMM	MIXED	343,165	358,847	377,000	Apr-24
PBC, CAMI Building	23-9658	NAS	LOCAL	11,940,161	11,977,463	154,000,000	Apr-27
McKale Center Electrical Upgrade	23-9660	CMM	LOCAL	708,494	783,231	1,971,319	Jul-25
OV Boiler Replacement	23-9661	CMM	LOCAL	229,991	230,713	200,000	Jun-24
Classroom Locks	23-9663	CAS	LOCAL	397,842	1,131,152	1,525,000	Oct-24
Marvel Lab 522/546 Renovations	23-9666	CAS	LOCAL	502,365	503,586	430,000	Oct-24
CHRP Boiler 6	23-9668	CMM	LOCAL	231,925	231,925	231,925	May-24
Biosphere 2 Underground Storage Tanks	23-9670	CMM	LOCAL	11,712	11,712	600,000	Dec-25
Rec Center Air Handlers Replacement	23-9672	CMM	LOCAL	4,207,804	4,207,804	5,150,012	Dec-24
Harshbarger Mines Renovation	24-9675	CAS	LOCAL	1,107,836	1,107,836	1,090,703	May-24
FY24 DM HVAC Upgrades	24-9676	CMM	BOND	614,592	614,592	4,400,000	Jun-24
FY24 DM Fire Alarm and Sprinkle Upgrades	24-9677	CLS	MIXED	2,092,767	2,092,767	2,357,025	Sep-24
FY24 DM Building Automation Upgrades	24-9678	CMM	BOND	470,244	470,244	600,000	Sep-24
FY24 DM Plumbing	24-9679	CMM	BOND	18,449	18,449	299,600	Sep-24
FY24 DM Elevator Code Compliance	24-9680	CLS	LOCAL	61,076	61,076	472,500	Dec-24
FY24 DM Roofing	24-9682	CMM	BOND	48,070	48,070	360,000	Sep-24
FY24 DM Street Upgrades	24-9683	CMM	LOCAL	480,592	480,592	474,375	Sep-24
FY24 DM Generators	24-9685	CMM	LOCAL	89,886	89,886	595,000	Dec-24
Babcock Property -Perimeter Fencing	24-9687	CAS	LOCAL	107,293	107,293	120,000	Sep-24
Increasing Restroom Access	24-9695	CAD	LOCAL	100,255	100,255	400,000	Dec-25
CHRP & Main Campus Gear Connection Phase 1	24-9703	CAS	LOCAL	166,000	166,000	4,000,000	Jun-27
AHSC Tower 3 & 4 Refurbishment	24-9705	CMM	LOCAL	318,410	318,410	400,000	Jan-24
CCP Renovations	24-9708	CAS	LOCAL	134,510	134,510	1,000,000	Dec-25
Harshbarger Stairs	24-9713	CLS	LOCAL	4,284	4,284	250,000	Dec-24
13.8KV Switch Upgrade	24-9714	CMM	LOCAL	344,549	344,549	2,800,000	Jun-27
CHRP Tap Changer Replacement	24-9715	CMM	LOCAL	172,296	172,296	375,000	Jan-25
<b>SUBTOTALS: Projects \$100,000 and Greater</b>				<b>\$ 132,425,524</b>	<b>\$ 447,909,716</b>	<b>\$ 749,738,145</b>	

THE UNIVERSITY OF ARIZONA  
 CAPITAL IMPROVEMENT PLAN FY 2026-2029  
**CAPITAL PROJECT STATUS REPORT**  
 Fiscal Year 2024

<b>Projects Less Than \$100,000 (summed by category)</b>	<b>FY 2024 Expenditures</b>	<b>Total Expenditures</b>	<b>Estimated Total Costs</b>
New Construction			
Academic and Support Space			
Auxiliary			
Infrastructure			
Capital Renewal			
Academic and Support Space	51,279	91,726	100,000
Auxiliary	85,288	85,288	85,288
Infrastructure			
Accesssibility	84,481	84,481	99,000
Major Maintenance / System Replacement	74,687	74,687	74,687
Life Safety / Code Compliance			
Other			
Other			
Other	286,072	555,305	634,851
<b>SUBTOTALS: Projects Less Than \$100,000</b>	<b>\$ 581,806</b>	<b>\$ 891,488</b>	<b>\$ 993,826</b>

THE UNIVERSITY OF ARIZONA  
CAPITAL IMPROVEMENT PLAN FY 2026-2029  
**FUNDING SOURCE CODES**

<b>Funding Code</b>	<b>Description</b>
LOCAL	Retained Fees, Auxiliary, Designated
BOND	SRB, COPS, SPEED
OTHER	Federal, Gift
SAP	State
MIXED	More than one of above

THE UNIVERSITY OF ARIZONA  
CAPITAL IMPROVEMENT PLAN FY 2026-2029  
**CAPITAL PROJECT CATEGORIES**

Major Category	Project Category	UA Code	Definition
New Construction	---	NC	The creation of a new facility or the addition, expansion, or extension of an existing facility that adds to the building's overall Gross Square Footage.
New Construction	Academic and Support Space	NAS	The creation of a new academic, research or other support facility or the addition, expansion, or extension of an existing academic or support facility that adds to the building's overall Gross Square Footage. Includes building demolition where such demolition is necessary for the construction of a new building or facility.
New Construction	Auxiliary	NAX	The creation of a new auxiliary facility or the addition, expansion, or extension of an existing auxiliary facility that adds to the building's overall Gross Square Footage. Includes building demolitions where such demolition is necessary for the construction of a new building or facility.
New Construction	Infrastructure	NIN	Construction or expansion of new basic support systems and components that deliver to buildings such common utility services as heating/cooling, water and sewer, electricity, gas, telecommunications etc. Also includes support systems and components such as roadways, sidewalks, parking lots, external lighting, landscaping and irrigation systems where such systems and components are not part of another New Construction project.
Capital Renewal	---	CR	Renovation, replacement, and improvement made to the existing facilities and infrastructure.
Capital Renewal	Academic and Support Space	CAS	The reconfiguration of existing academic, research or other support space which includes alteration or upgrading of major systems, components, and fixed equipment which extends the useful life of the building or a portion of the building that is necessitated by facility obsolescence, change in use, code requirements, physical plant wear-out etc.
Capital Renewal	Auxiliary	CAX	The reconfiguration of existing auxiliary space which includes alteration or upgrading of major systems, components, and fixed equipment which extends the useful life of the building or a portion of the building that is necessitated by facility obsolescence, change in use, code requirements, physical plant wear-out etc.
Capital Renewal	Infrastructure	CIN	Renewal or replacement of existing basic support systems and components that deliver to buildings such common utility services as heating/cooling, water and sewer, electricity, gas, telecommunications etc. Also includes support systems and components such as roadways, sidewalks, parking lots, external lighting, landscaping and irrigation systems, where such systems and components are not part of another Capital Renewal project.
Capital Renewal	Accessibility	CAD	Necessary for compliance with the American with Disabilities Act and other measures to make facilities accessible for individuals with disabilities that substantially limits one or more life activity, e.g., exterior building access, doorway widths, toilet facilities, drinking fountains, special signage, telecommunication, assistive listening systems, path of travel issues, etc.
Capital Renewal	Life Safety / Code Compliance	CLS	Necessary to eliminate a hazardous condition that threatens life or property, or is necessary to comply with state and federal regulations, e.g., fire safety, code compliance, environmental regulations, etc.
Capital Renewal	Major Maintenance / System Replacement	CMM	Renewal and replacement of capitalized buildings systems and components due to the end of their useful life, physical plant wear out or obsolescence, e.g. renewal of fixed equipment, roof replacements, HVAC systems, plumbing systems, electrical systems, window systems, flooring, elevators, etc.
Capital Renewal	Major Maintenance - Energy Conservation/Cost Savings	CME	Projects that will achieve savings in current energy consumption or provide substantial savings in operating costs, e.g., upgrading HVAC systems, retrofitting lighting fixtures, installing variable drive motors, installing soft start motors, installing energy management systems etc.
Capital Renewal	Other	COT	Other improvements and expenses related to existing facilities and infrastructure which are not included under other Capital Renewal categories.
Other	Other	OTH	Other improvements to facilities and infrastructure which are not included under New Construction or Capital Renewal categories. Examples include completion of shell space, and facilities related studies.

**THE UNIVERSITY OF ARIZONA  
CAPITAL IMPROVEMENT PLAN FY 2026-2029  
FY 2026**

**One-Year Capital Plan Forecast**

PROJECT NAME	PROJECT DESCRIPTION	FUNDING METHOD	ESTIMATED PROJECT COST
<p style="text-align: center;">Deferred Maintenance (various campus locations) FY 2025</p>	<p>Facilities Management will continue addressing a large amount of Deferred Maintenance that has accumulated on campus over the last several years due to a lack of funding. FM will address several campus building Mechanical, Electrical and Plumbing systems that are currently outdated, have failed or are causing indoor air quality issues affecting researchers, faculty and students. A number of these buildings are from the 1950's and 60's and the systems have become obsolete. FM will also address key life and safety items including fire alarm systems, elevator modernizations, roof repairs, electrical upgrades, HVAC system replacements, plumbing repairs and campus street repairs.</p>	<p style="text-align: center;">Bonds</p>	<p style="text-align: center;">\$35,000,000</p>
<p style="text-align: center;">Deferred Maintenance (various campus locations) FY 2026</p>	<p>Facilities Management will continue addressing a large amount of Deferred Maintenance that has accumulated on campus over the last several years due to a lack of funding. FM will address several campus building Mechanical, Electrical and Plumbing systems that are currently outdated, have failed or are causing indoor air quality issues affecting researchers, faculty and students. A number of these buildings are from the 1950's and 60's and the systems have become obsolete. FM will also</p>	<p style="text-align: center;">Bonds</p>	<p style="text-align: center;">\$10,000,000</p>

**THE UNIVERSITY OF ARIZONA  
CAPITAL IMPROVEMENT PLAN FY 2026-2029  
FY 2026**

**One-Year Capital Plan Forecast**

	<p>address key life and safety items including fire alarm systems, elevator modernizations, roof repairs, electrical upgrades, HVAC system replacements, plumbing repairs and campus street repairs.</p>		
<p>Human Animal Interaction Facility</p>	<p>The College of Veterinary Medicine (CVM), proposes a Human Animal Interaction (HAI) facility, to be located at the University's Campus Agricultural Center. This facility would be a specialized, state-of-the-art interdisciplinary space that would drive ground breaking, globally impactful research and education in the field of human-animal interaction and be the world's first purpose-built HAI facility.</p>	<p>Gifts/Other</p>	<p>\$15,000,000</p>

**THE UNIVERSITY OF ARIZONA  
CAPITAL IMPROVEMENT PLAN FY 2026-2029**

**Three-Year Capital Plan Forecast  
FY 2027 - 2029**

PROJECT NAME	PROJECT DESCRIPTION
<b>Arizona State Museum Artifact Storage Building</b>	New off-campus, climatically controlled warehouse facility for the archive storage functions of the Arizona State Museum
<b>Campus Housing</b>	Additional housing facilities on campus such as first year housing, Greek housing, Graduate housing, and other specialty housing offerings
<b>Campus Infrastructure Improvements</b>	Core campus infrastructure improvements to support increased utility loads from new and planned facilities, increase efficiencies and ensure reliability – coupled with surface infrastructure improvements (outdoor space, pedestrian, bicycle, and landscape).
<b>Centennial Hall</b>	This renovation and expansion will address the most critical needs of patrons, performance and support. The renovations include improving seating and sight lines, acoustics/sound, adding restrooms, and improving point of sale opportunities. This project will also prioritize future improvement opportunities for potential donors including amenities such as additional rehearsal, lecture and lounge space, and will investigate improved loading dock, lighting and parking opportunities.
<b>Child Care Center</b>	Potential P3 project to provide a unique childcare and development center with university research and education partnership opportunities.



**THE UNIVERSITY OF ARIZONA  
CAPITAL IMPROVEMENT PLAN FY 2026-2029**

**Three-Year Capital Plan Forecast  
FY 2027 - 2029**

PROJECT NAME	PROJECT DESCRIPTION
<p align="center"><b>College of Architecture, Planning and Landscape Architecture (CAPLA)</b></p>	<p>Reconfiguration and expansion of CAPLA's current space to improve space utilization and provide facilities that will enhance learning and meet enrollment growth needs</p>
<p align="center"><b>Deferred Maintenance</b></p> <p align="center"><b>Lab Modernizations</b></p>	<p>Deferred maintenance to highest priority buildings and building systems across campus.</p> <p>Renovations to multiple older research buildings to increased utilization, efficiency, and the bandwidth of types of existing research lab space</p>
<p align="center"><b>Engineering Design Center</b></p>	<p>New building to increase recruitment and student success by including hands-on Makerspace and support spaces for the Engineering students.</p>
<p align="center"><b>Fine Arts Master Plan Implementation</b></p>	<p>Incremental Investments in existing physical assets and development of new facilities to meet the strategic goal of establishing the University as an arts destination and integrating arts throughout the university experience and beyond.</p>
<p align="center"><b>Intercollegiate Athletics Upgrades to Venues</b></p>	<p>Incremental upgrades to various athletics venues.</p>

**THE UNIVERSITY OF ARIZONA  
CAPITAL IMPROVEMENT PLAN FY 2026-2029**

**Three-Year Capital Plan Forecast  
FY 2027 - 2029**

PROJECT NAME	PROJECT DESCRIPTION
<b>Land Acquisition</b>	Real Estate within the designated University planning area is limited and rapidly increasing in cost. The University will seek to acquire strategic properties as they become available to accommodate critical planned growth.
<b>Parking Garage Expansion</b>	Provide additional campus parking as need to replace surface lots which are removed due to building projects (potentially Highland Garage and others)
<b>Phoenix Biomedical Camus / Maricopa County Collaboration</b>	Provide a new collaboration center to serve the Phoenix area.
<b>UAHS Renovations</b>	Renovations to improve utilization of research, academic, and Banner vacated space

THE UNIVERSITY OF ARIZONA  
CAPITAL IMPROVEMENT PLAN FY 2027-2029  
**ONE-YEAR CAPITAL PLAN (FY 2026)**  
**PROJECT DESCRIPTION**

**PROJECT NAME: Deferred Maintenance - FY 2025 (The University of Arizona)**

DESCRIPTION

Facilities Management will continue addressing a large amount of Deferred Maintenance that has accumulated on campus over the last several years due to a lack of funding. FM will address several campus building Mechanical, Electrical and Plumbing systems that are currently outdated, have failed or are causing indoor air quality issues affecting researchers, faculty and students. A number of these buildings are from the 1950's and 60's and the systems have become obsolete. FM will also address key life and safety items including fire alarm systems, elevator modernizations, roof repairs, electrical upgrades, HVAC system replacements, plumbing repairs and campus street repairs.

JUSTIFICATION

The overall goal of Deferred Maintenance is to address life and safety and to ensure that mechanical, electrical and plumbing infrastructure is enhanced to allow the overall strategic mission of the university to continue uninterrupted. This project was included in our three year Capital Plan Forecast list of projects in 2023.

THE UNIVERSITY OF ARIZONA  
 CAPITAL IMPROVEMENT PLAN FY 2027-2029  
**ONE-YEAR CAPITAL PLAN (FY 2026)**  
**PROJECT SCOPE & COST**

**PROJECT NAME: Deferred Maintenance - FY 2025 (The University of Arizona)**

Project Scope:	GSF	NSF	Construction Cost: \$ / GSF	Total Project Cost: \$ / GSF
----------------	-----	-----	-----------------------------	------------------------------

**Capital Cost Estimate**

Category (1)	Cost
Land Acquisition	\$0
Construction	\$0
A&E Fees	\$0
FF&E	\$0
Other	\$0
<b>Total</b>	<b>\$0</b>

**Proposed Financing**

Funding Source	Amount
SBF	\$0
Gifts/Other	\$0
State/County ARPA	\$35,000,000
<b>Total</b>	<b>\$35,000,000</b>

**Estimated Change in Annual Facility Operation & Maintenance**

Category	Total Costs
Utilities	\$ 0
Personnel*	\$ 0
Other	\$ 0
<b>Total</b>	<b>\$ 0</b>
Fund Source: * source *	
* FTE = 17.84	

**Proposed Funding Schedule**

Total Cost	FY 2026	FY 2027	FY 2028	FY 2029
\$0	\$0	\$0	\$0	\$0

**Proposed Work Schedule**

Phase	Start Date
Planning	July 2024
Design	n/a
Construction	n/a
Occupancy	n/a

Notes:

(1) Land Acquisition - land purchase price; Construction - site development, construction, fixed equipment, utility extension, parking & landscaping, etc.; A&E Fees - architect and engineering, and other professional services; FF&E - furniture, fixtures and equipment; Other - construction administration, construction surveying, insurance, and start-up testing/commissioning.

THE UNIVERSITY OF ARIZONA  
CAPITAL IMPROVEMENT PLAN FY 2027-2029  
**ONE-YEAR CAPITAL PLAN (FY 2026)**  
**PROJECT DESCRIPTION**

**PROJECT NAME: Deferred Maintenance - FY 2026 (University of Arizona)**

DESCRIPTION

Facilities Management will continue addressing a large amount of Deferred Maintenance that has accumulated on campus over the last several years due to a lack of funding. FM will address several campus building Mechanical, Electrical and Plumbing systems that are currently outdated, have failed or are causing indoor air quality issues affecting researchers, faculty and students. A number of these buildings are from the 1950's and 60's and the systems have become obsolete. FM will also address key life and safety items including fire alarm systems, elevator modernizations, roof repairs, electrical upgrades, HVAC system replacements, plumbing repairs and campus street repairs.

JUSTIFICATION

The overall goal of Deferred Maintenance is to address life and safety and to ensure that mechanical, electrical and plumbing infrastructure is enhanced to allow the overall strategic mission of the university to continue uninterrupted.

THE UNIVERSITY OF ARIZONA  
 CAPITAL IMPROVEMENT PLAN FY 2027-2029  
 ONE-YEAR CAPITAL PLAN (FY 2026)  
 PROJECT SCOPE & COST

**PROJECT NAME: Deferred Maintenance - FY 2026 (University of Arizona)**

Project Scope:	GSF	NSF	Construction Cost: \$ / GSF	Total Project Cost: \$ / GSF
----------------	-----	-----	-----------------------------	------------------------------

**Capital Cost Estimate**

Category (1)	Cost
Land Acquisition	\$0
Construction	\$0
A&E Fees	\$0
FF&E	\$0
Other	\$0
<b>Total</b>	<b>\$0</b>

**Proposed Financing**

Funding Source	Amount
SBF	\$0
Gifts/Other	\$0
State/County ARPA	\$40,000,000
<b>Total</b>	<b>\$40,000,000</b>

**Estimated Change in Annual Facility Operation & Maintenance**

Category	Total Costs
Utilities	\$ 0
Personnel*	\$ 0
Other	\$ 0
<b>Total</b>	<b>\$ 0</b>
Fund Source: * source *	
* FTE = 17.84	

**Proposed Funding Schedule**

Total Cost	FY 2026	FY 2027	FY 2028	FY 2029
\$40,000,000	\$10,000,000	\$10,000,000	\$10,000,000	\$10,000,000

**Proposed Work Schedule**

Phase	Start Date
Planning	January 2026
Design	n/a
Construction	n/a
Occupancy	n/a

Notes:

(1) Land Acquisition - land purchase price; Construction - site development, construction, fixed equipment, utility extension, parking & landscaping, etc.; A&E Fees - architect and engineering, and other professional services; FF&E - furniture, fixtures and equipment; Other - construction administration, construction surveying, insurance, and start-up testing/commissioning.

THE UNIVERSITY OF ARIZONA  
CAPITAL IMPROVEMENT PLAN FY 2026-2029  
**ONE-YEAR CAPITAL PLAN (FY 2026)**  
**PROJECT DESCRIPTION**

**PROJECT NAME: Human Animal Interaction Building**

**DESCRIPTION**

The College of Veterinary Medicine (CVM), proposes a Human Animal Interaction (HAI) facility, to be located at the University's Campus Agricultural Center. This facility would be a specialized, state-of-the-art interdisciplinary space that would drive ground breaking, globally impactful research and education in the field of human-animal interaction and be the world's first purpose-built HAI facility.

**JUSTIFICATION**

The HAI Facility would support the mission of the College of Veterinary Medicine by providing the following:

- Create interdisciplinary collaboration space for human and animal-focused researchers.
- Create the world's first purpose built, human animal interaction research building for the study of canines.
- Provide a productive hub for innovative science and educational experiences for students at all levels.
- Provide faculty and staff a Center of Excellence with state of the art research facility that

THE UNIVERSITY OF ARIZONA  
 CAPITAL IMPROVEMENT PLAN FY 2026-2029  
 ONE-YEAR CAPITAL PLAN (FY 2026)  
 PROJECT SCOPE & COST

**PROJECT NAME: Human Animal Interaction Building**

Project Scope:	12,000 GSF	8400 NASF	Construction Cost: \$932 / GSF	Total Project Cost: \$1,250 / GSF
----------------	------------	-----------	--------------------------------	-----------------------------------

**Capital Cost Estimate**

Category (1)	Cost
Land Acquisition	\$0
Construction	\$11,187,000
A&E Fees	\$1,118,700
FF&E	\$1,119,000
Other	\$1,575,300
<b>Total</b>	<b>\$15,000,000</b>

**Proposed Financing**

Funding Source	Amount
Gifts	\$15,000,000
* type *	\$0
* type *	\$0
* type *	\$0
* type *	\$0
<b>Total</b>	<b>\$15,000,000</b>

**Estimated Change in Annual Facility Operation & Maintenance**

Category	Total Costs
Utilities	N/A
Personnel*	N/A
Other	N/A
<b>Total</b>	<b>\$0</b>
Fund Source: N/A	
* FTE = N/A	

**Proposed Funding Schedule**

Total Cost	FY 2024	FY 2025	FY 20**	FY 20**
\$15,000,000	\$1,500,000	\$13,500,000	\$0	\$0

**Proposed Work Schedule**

Phase	Start Date
Planning	Sep-23
Design	Jan-24
Construction	Jan-25
Occupancy	Jan-26

Notes:

(1) Land Acquisition - land purchase price; Construction - site development, construction, fixed equipment, utility extension, parking & landscaping, etc.; A&E Fees - architect and engineering, and other professional services; FF&E - furniture, fixtures and equipment; Other - construction administration, construction surveying, insurance, and start-up testing/commissioning.



**THE UNIVERSITY OF ARIZONA  
FY 2026-2029 CAPITAL IMPROVEMENT PLAN  
ANNUAL ASSESSMENT OF DEBT CAPACITY**

This summary Annual Assessment of Debt Capacity demonstrates The University of Arizona’s ability to finance additional capital constructions through debt instruments. A complete debt capacity report is available from the Board of Regents Central Office.

**BACKGROUND:**

- Through the debt capacity report, for projects proposed to be funded by debt, the University must demonstrate its ability to service debt (principal and interest) and comply with the debt ratio limit (8%) established by ABOR policy and state statute (A.R.S. 15-1683). The University Treasury Office estimates revenues and expenditures through FY2033 using historical data from the audited financial statements and information from various internal sources. Notable revenue projections include a decrease of 0.5 percent in State Appropriations for FY2025 followed by an average increase of 1.6 percent for the subsequent fiscal years. Tuition and Fees revenue is projected to increase by 13.9 percent in FY2025 and an average growth of 2.1 percent for the subsequent fiscal years due to anticipated growth in enrollment, enrollment mix, and tuition rates. If state appropriations are made available to offset tuition increases, the tuition revenue growth related to rate increases will be adjusted accordingly.
- The outstanding debt for the University at the end of FY2024 is estimated to be \$1.51 billion, which is \$98.4 million less than FY2023. Annual debt service on System Revenue Bonds (SRBs) and Certificates of Participation (COPs) was approximately \$122.2 million in FY2024, or about 4.1 percent of total expenses. This ratio is below the ABOR policy and State Statute maximum limit of 8 percent.
- This debt ratio analysis is based on the University’s current outstanding debt, projects in the current Annual Capital Plan (ACP), and the projects in the first year of the FY 2026-2029 Capital Improvement Plan (CIP). The projected highest debt ratio is 4.3 percent in FY2026 with the annual debt service of \$120.8 million of total expenses excluding SPEED Bonds, 5.1 percent or \$146.5 million including SPEED Bonds. The outstanding debt in that year would be approximately \$1.62 billion.

<i>Existing</i> Debt Service on SRBs and COPs as a Percentage of Total Expenses (Estimated as of FY2024 year-end)	<i>Projected</i> Debt Service <sup>1</sup> on SRBs and COPs as a Percentage of Total Expenses, excluding / including SPEED <sup>3</sup> projects financings
4.1% <sup>2,4</sup>	4.3% <sup>2</sup> / 5.1% <sup>2</sup>

Debt analysis notes are on the next page

**THE UNIVERSITY OF ARIZONA  
FY 2026-2029 CAPITAL IMPROVEMENT PLAN  
ANNUAL ASSESSMENT OF DEBT CAPACITY**

Debt Ratio Analysis Notes:

<sup>1</sup> Projections are based on implementation of the current ACP and projects in the first year of the CIP. The figures are for the fiscal year with the highest debt ratios.

<sup>2</sup> Existing debt ratio of 4.1 percent and projected debt ratio of 4.3 percent (excluding SPEED debt) are total debt service on SRBs and COPs to total expenses, maximum 8 percent ABOR policy and State Statute. If including SPEED project financings, the projected debt ratio would be 5.1 percent.

<sup>3</sup> Stimulus Plan for Economic and Education Development (SPEED) was authorized by HB2211 to stimulate the state's economy through capital construction for State Universities. The house bill also authorizes the use of state lottery revenue allocations to fund up to 80 percent of the annual debt service on all projects financed by SPEED Revenue Bonds. The three State Universities are responsible for at least 20 percent of the debt service.

<sup>4</sup> FY2024 financial data is preliminary and unaudited at the time this report was prepared.

**THE UNIVERSITY OF ARIZONA  
SUPPLEMENTAL DEBT INFORMATION**

As of June 30, 2024

Issue	Interest Rates	Year of Maturity	Original Issue	Outstanding at June 30, 2024	2025	2026	2027	2028	2029	Thereafter	Total
<b>Revenue Bonds:</b>											
2012C-System Revenue Refunding Bonds	2.736-3.912%	2034	43,920	9,180	1,287	1,287	1,289	294	298	6,884	11,339
2014-System Revenue Refunding Bonds	4.00-5.00%	2029	16,025	6,330	1,142	1,140	1,137	2,012	2,005	0	7,436
2015A-System Revenue Refunding Bonds	4.00-5.00%	2045	103,950	86,680	9,053	9,047	7,458	7,460	7,458	89,169	129,645
2016 - System Revenue Refunding Bonds	3.00-5.00%	2039	175,385	146,560	13,880	13,882	15,458	15,451	15,451	125,880	200,002
2016A - System Revenue Refunding Bonds	3.00-5.00%	2040	44,175	29,750	4,839	4,838	4,835	4,846	2,661	14,736	36,755
2016B - System Revenue Bonds	4.00-5.00%	2046	142,390	127,270	9,257	9,258	9,253	9,253	9,253	157,351	203,625
2018A - System Revenue Bonds	3.25-5.00%	2043	93,995	81,570	6,570	6,575	6,568	6,574	6,568	91,964	124,819
2018B - System Revenue Bonds	3.00-5.00%	2043	16,840	14,490	1,094	1,094	1,098	1,095	1,096	15,337	20,814
2019A- System Revenue Bonds	4:00-5:00%	2044	55,405	49,075	3,832	3,832	3,833	3,835	3,828	57,486	76,646
2019B- System Revenue Bonds	2.70-3.90%	2044	15,950	14,485	1,043	1,043	1,042	1,045	1,046	15,655	20,874
2020 - System Revenue Refunding Bonds	2.011-3.201%	2042	72,205	68,045	3,650	3,652	3,647	2,579	4,871	72,885	91,284
2020A - System Revenue Refunding Bonds	0.532%-2.974%	2048	95,575	86,525	7,856	7,874	7,874	8,997	8,992	70,416	112,009
2021A - System Revenue Bonds	5.00%	2043	140,260	136,020	11,251	11,258	11,254	11,254	11,261	157,565	213,843
2021B - System Revenue Refunding Bonds	4.00-5.00%	2048	43,075	39,140	6,015	6,018	5,195	5,203	5,191	24,361	51,983
2021C - System Revenue Bonds	0.517-2.902%	2043	42,460	40,015	3,281	3,279	3,277	3,283	3,277	31,709	48,106
<b>Total System Revenue Bonds</b>			1,101,610	935,135	84,050	84,077	83,218	83,181	83,256	931,398	1,349,180
2013-SPEED Revenue Bonds	3.75-5.00%	2049	70,125	42,290	3,458	3,450	3,461	3,449	3,444	47,911	65,173
2014-SPEED Revenue Bonds	4.00-5.00%	2045	129,185	107,475	8,492	8,488	8,481	8,480	8,479	128,134	170,554
2019-SPEED Revenue Bonds	2.64-3.94%	2045	15,400	13,790	957	959	954	954	957	15,204	19,985
2020A-SPEED Revenue Refunding Bonds	3.125-5.00%	2045	108,180	96,400	8,577	8,555	8,549	8,541	8,521	100,072	142,815
2020B-SPEED Revenue Refunding Bonds	1.814-3.293%	2044	19,565	19,160	718	716	719	716	719	25,406	28,994
2020C-SPEED Revenue Refunding Bonds	5.00%	2030	23,120	18,155	3,511	3,509	3,500	3,500	3,496	3,491	21,007
<b>Total SPEED Revenue Bonds</b>			365,575	297,270	25,713	25,677	25,664	25,640	25,616	320,218	448,528
<b>Total Bonds Payable</b>			\$1,467,185	\$1,232,405	\$109,763	\$109,754	\$108,882	\$108,821	\$108,872	\$1,251,616	\$1,797,708
<b>Certificates of Participation and Capitalized Lease Obligations:</b>											
2006 COPS (ABC Project)	4.30-5.00%	2031	18,240	7,370	1,250	1,250	1,252	1,252	1,250	2,497	8,751
2015A COPS (Refi COPS 2005A-2005D, 2005F-2005I, 2006A-2006C & 2006E)	5.00%	2025	89,470	1,910	2,005	0	0	0	0	0	2,005
2015B COPS (Refi 2006C, 2006D & 2007A)	2.746-3.09%	2025	13,810	2,770	2,856	0	0	0	0	0	2,856
2018B COPS (Ref 2007D)	5.00%	2031	32,430	18,635	3,222	3,222	3,222	3,221	3,213	6,443	22,543
2021A COPS (Ref 2012B, 2012C, 2015A, 2015B, 2018A)	5.00%	2031	18,770	13,330	6,371	6,376	377	377	376	753	14,630
2021B COPS (Ref 2012C)	0.382-2.284%	2031	82,740	63,335	10,171	10,177	10,177	10,178	10,182	17,426	68,311
<b>Total Certificates of Participation</b>			255,460	107,350	25,875	21,025	15,028	15,028	15,021	27,119	119,096
Other Capitalized Leases	Various	Various	6,453	6,257	111	133	92	93	94	5,742	6,265
<b>Total Certificates of Participation and Capitalized Leases</b>			\$261,913	\$113,607	\$25,986	\$21,158	\$15,120	\$15,121	\$15,115	\$32,861	\$125,361
<b>Total Bond &amp; COPS Premium &amp; Discount</b>				171,907							
<b>Total UA Bonds, COPS, Capitalized Leases, Premium and Discount</b>			\$1,729,098	\$1,517,919	\$135,749	\$130,912	\$124,002	\$123,942	\$123,987	\$1,284,477	\$1,923,069
<b>UA Component Units Bonds and Note Payables:</b>											
<b>Campus Research Corporation:</b>											
Building 9070	2.67%	2023	742	0	0	0	0	0	0	0	0
Acensus TI	2.92%	2026	1,307	640	267	275	98	0	0	0	640
Building 9052 Expansion	2.68%	2024	839	29	29	0	0	0	0	0	29
Building 9052 Fitness Center	2.66%	2025	945	116	116	0	0	0	0	0	116
Building 9026A Steward Observatory Building	2.95%	2027	975	463	193	199	71	0	0	0	463
Building 9052 Eurofins TI	3.60%	2029	760	564	124	128	132	126	48	0	564
Building 9026 B Steward Observatory Building	6.85%	2031	2,500	2,387	297	318	341	365	391	675	2,387
<b>Total Campus Research Corporation</b>			8,068	4,199	1,026	920	642	491	439	675	4,199
<b>Total Component Units Bonds and Note Payables</b>			\$8,068	\$4,199	\$1,026	\$920	\$642	\$491	\$439	\$675	\$4,199
<b>Total UA and Component Units Outstanding Debt</b>			\$1,737,166	\$1,522,118	\$136,775	\$131,832	\$124,644	\$124,433	\$124,426	\$1,285,152	\$1,927,268

This page intentionally left blank



**Annual Report on Commercial Long-Term Leases**  
FY 2026 - 2029 Capital Improvement Plan  
Prepared for the Arizona Board of Regents  
University Governance and Operations Committee  
September 12, 2024

*Pursuant to ABOR Policy 7-207(B)(3), the universities shall at least annually report on the status of all executed long-term leases that are commercial in nature. Public private partnerships do not need to be included.*

DATE SUBMITTED TO BOARD OFFICE: August 27, 2024

SENIOR UNIVERSITY OFFICIAL RESPONSIBLE FOR OVERSIGHT

Name and Title:	John Arnold, Senior Vice President, Chief Operating Officer and Chief Financial Officer
Contact Information:	(520) 621-5977; PO Box 210066, Tucson, AZ 85721

**LIST OF ALL COMMERCIAL LONG-TERM LEASES**

1. Campus Research Corporation – UA Tech Park at The Bridges
2. Campus Research Corporation – UA Tech Park at Rita Road
3. Campus Research Corporation – UA Tech Park at Rita Road

**1. Commercial Long-Term Lease Lessee Name:** Campus Research Corporation – UA  
Tech Park at The Bridges

**DESCRIPTION**

Lease Stage (check one):	<input type="checkbox"/> New <input checked="" type="checkbox"/> Continue <input type="checkbox"/> Renew <input type="checkbox"/> Terminate
Property Name:	UA Tech Park at The Bridges
Property Address:	36 <sup>th</sup> & Kino Parkway, Tucson
Total Annual Lease Payment & Date of Last Payment (or Lessee Default):	\$1.00 as consideration
Leasable Square Feet & Cost/Square Feet:	47.793 acres; N/A
Term Commencement & Expiration Dates:	07/15/2009 – 07/31/2113
Stipulations at End of Term:	N/A
Board Approval Date:	June 2009
Type of Lease: <sup>1/</sup>	GL
Use of Space:	Ground Lease
Owner of Improvements:	If CRC builds the improvements, it is titled to ABOR. If not CRC, at end of the lease term improvements can become ABOR improvements or removed.
Tax Responsibility:	Exempt
Policy Objective for Entering into Agreement:	To support the U of A education, research and regional economic development mission. Promoting integration of public and private sector entities by leading and supporting the innovation ecosystem for the region on behalf of U of A.
Subleasing Process to Support Objective for Entering into Agreement:	Review by Executive Management and final Approval by Campus Research Board of Directors and ABOR Consent (ABOR Agent/U of A CFO)
Non-Financial Requirements & Most Recent Reporting Date:	Annual Budget Approval, Quarterly Financial Reports and Annual Financial Reports; Annual Budget by June 30th the prior year and Annual Financial Reports by the first week in September.
Designee Responsibilities & Most Recent Action Date:	U of A CFO/ABOR agent required to review and approve CRC budget; 05/08/2024
ABOR Responsibilities & Most Recent Action Date:	Requires final budget be provided to ABOR Agent/ U of A CFO; 05/08/2024
Comments/Unique Circumstances:	None
<sup>1/</sup> G: Gross Lease where tenant is responsible for net sum of rent defined by landlord. MG: Modified Gross Lease where tenant is responsible for net sum or rent and proportionate share of CAM expenses after base year. N: Net Lease where tenant is responsible for rent and property taxes on space. NN: Double Net Lease where tenant is responsible for rent, property taxes, and insurance premium on space. NNN: Triple Net Lease where tenant is responsible of all operating costs (CAM, insurance, property tax) as well as rent fee. GL: Ground Lease where tenant is permitted and responsible for all improvement and operational costs and relevant taxes of a piece of land during the lease term.	

**2. Commercial Long-Term Lease Lessee Name:** Campus Research Corporation – UA  
Tech Park at Rita Road

**DESCRIPTION**

Lease Stage (check one):	<input type="checkbox"/> New <input checked="" type="checkbox"/> Continue <input type="checkbox"/> Renew <input type="checkbox"/> Terminate
Property Name:	UA Tech Park at Rita Road
Property Address:	Rita Road & I-10, Tucson
Total Annual Lease Payment & Date of Last Payment (or Lessee Default):	\$1.00 as consideration
Leasable Square Feet & Cost/Square Feet:	951.93 acres; N/A
Term Commencement & Expiration:	07/15/2009 - 07/31/2113
Stipulations at End of Term:	N/A
Board Approval Date:	June 2009
Type of Lease: <sup>1/</sup>	GL
Use of Space:	Ground lease
Owner of Improvements:	If CRC builds the improvements, it is titled to ABOR. If not CRC, at end of the lease term improvements can become ABOR improvements or removed.
Tax Responsibility:	Exempt
Policy Objective for Entering into Agreement:	To support the U of A education, research and regional economic development mission. Promoting integration of public and private sector entities by leading and supporting the innovation ecosystem for the region on behalf of U of A.
Subleasing Process to Support Objective for Entering into Agreement:	Review by Executive Management and final Approval by Campus Research Board of Directors and ABOR Consent (ABOR Agent/U of A CFO)
Non-Financial Requirements & Most Recent Reporting Date:	Annual Budget Approval, Quarterly Financial Reports and Annual Financial Reports; Annual Budget by June 30th the prior year and Annual Financial Reports by the first week in September.
Designee Responsibilities & Most Recent Action Date:	U of A CFO/ABOR agent required to review and approve CRC budget; 05/08/2024
ABOR Responsibilities & Most Recent Action Date:	Requires final budget be provided to ABOR Agent/ U of A CFO; 05/08/2024
Comments/Unique Circumstances:	None
<sup>1/</sup> G: Gross Lease where tenant is responsible for net sum of rent defined by landlord. MG: Modified Gross Lease where tenant is responsible for net sum or rent and proportionate share of CAM expenses after base year. N: Net Lease where tenant is responsible for rent and property taxes on space. NN: Double Net Lease where tenant is responsible for rent, property taxes, and insurance premium on space. NNN: Triple Net Lease where tenant is responsible of all operating costs (CAM, insurance, property tax) as well as rent fee. GL: Ground Lease where tenant is permitted and responsible for all improvement and operational costs and relevant taxes of a piece of land during the lease term.	

**3. Commercial Long-Term Lease Lessee Name:** Campus Research Corporation – UA  
Tech Park at Rita Road

**DESCRIPTION**

Lease Stage (check one):	<input type="checkbox"/> New <input checked="" type="checkbox"/> Continue <input type="checkbox"/> Renew <input type="checkbox"/> Terminate
Property Name:	UA Tech Park at Rita Road
Property Address:	Rita Road & I-10, Tucson
Total Annual Lease Payment & Date of Last Payment (or Lessee Default):	\$1.00 as consideration
Leasable Square Feet & Cost/Square Feet:	296.12 acres; N/A
Term Commencement & Expiration:	08/05/1994 - 07/31/2113
Board Approval Date:	August 1994
Stipulations at End of Term:	N/A
Type of Lease: <sup>1/</sup>	GL
Use of Space:	Ground lease
Owner of Improvements:	If CRC builds the improvements, it is titled to ABOR. If not CRC, at end of the lease term improvements can become ABOR improvements or removed.
Tax Responsibility:	Exempt
Policy Objective for Entering into Agreement:	To support the U of A education, research and regional economic development mission. Promoting integration of public and private sector entities by leading and supporting the innovation ecosystem for the region on behalf of U of A.
Subleasing Process to Support Objective for Entering into Agreement:	Review by Executive Management and final Approval by Campus Research Board of Directors and ABOR Consent (ABOR Agent/U of A CFO)
Non-Financial Requirements & Most Recent Reporting Date:	Annual Budget Approval, Quarterly Financial Reports and Annual Financial Reports; Annual Budget by June 30th the prior year and Annual Financial Reports by the first week in September.
Designee Responsibilities & Most Recent Action Date:	U of A CFO/ABOR agent required to review and approve CRC budget; 05/08/2024
ABOR Responsibilities & Most Recent Action Date:	Requires final budget be provided to ABOR Agent/ U of A CFO; 05/08/2024
Comments/Unique Circumstances:	None
<sup>1/</sup> G: Gross Lease where tenant is responsible for net sum of rent defined by landlord. MG: Modified Gross Lease where tenant is responsible for net sum or rent and proportionate share of CAM expenses after base year. N: Net Lease where tenant is responsible for rent and property taxes on space. NN: Double Net Lease where tenant is responsible for rent, property taxes, and insurance premium on space. NNN: Triple Net Lease where tenant is responsible of all operating costs (CAM, insurance, property tax) as well as rent fee. GL: Ground Lease where tenant is permitted and responsible for all improvement and operational costs and relevant taxes of a piece of land during the lease term.	



## EXECUTIVE SUMMARY

---

**Item Name:** Amended Individual Project and Financing for Arizona Public Media Building for the University of Arizona

Action Item

**Requested Action:** The University of Arizona (U of A) asks the board to approve the amended individual project and financing of its Arizona Public Media Building, as described in this executive summary. The 61,500 square foot, \$63,000,000 major capital project will be financed with gifts and system revenue bonds. The debt service will be paid over 30 years from gifts received by Arizona Public Media.

### Background/History of Previous Board Action

- Capital Improvement Plan FY 2023-2022 September 2022
- Annual Capital Plan September 2022
- Individual Project and Financing June 2023
- The Arizona Public Media (AZPM) building will be funded entirely through gifts, although a portion of the gifts will not be received until after construction of the building is complete. To preserve cash, the U of A now plans to use the \$43 million in gift funds it has received and to finance the remaining \$20 million of project costs using System Revenue Bonds (SRBs). Gift funds received by AZPM in the future will be used to pay the debt service. Given the change from institutional funding to bond funding with respect to the \$20 million, the U of A is asking for an amended individual project and financing approval for the AZPM building.

### Project Justification/Description/Scope

- AZPM is an editorially independent, viewer and listener supported, not-for-profit public media organization provided as an educational and informational community service of the U of A. AZPM operates two full power television stations in Tucson and a television translator based in Duncan, AZ. AZPM also operates one AM and three FM radio stations, and six FM radio translators strategically located throughout Southern Arizona.
- AZPM exemplifies the goals and objectives of public media and furthers the land-grant mission of the U of A, servicing all or parts of eleven Arizona counties with three public television program services and four radio program services: *PBS 6* (in HDTV), *PBS Kids*, *PBS 6+*, *Classical 90.5*, *NPR 89.1*, *Jazz 89.1 HD2*, and the *BBC*

### Contact Information:

John Arnold, U of A

[johnarnold@arizona.edu](mailto:johnarnold@arizona.edu)

520-621-5977

## EXECUTIVE SUMMARY

---

*World Service* on 89.1 HD3. The organization also provides a growing number of online programs and services, including *PBS Passport* streaming services and original productions at [azpm.org](http://azpm.org).

- AZPM produces 13 local newscasts each weekday in addition to four in-depth reports each week and original podcasts on topics ranging from the arts and politics to water issues and sports. AZPM staff and productions are routinely recognized with more nominations and awards than any other public media organization in the region.
- AZPM is currently located in the basement and sub-basement of a classroom building on the main campus of the university, in a facility that was built in the early 1960s. This space is less than ideal to support contemporary television program production.
- It is cost-prohibitive and impractical to update the current facility to meet the needs of new and emerging technologies that AZPM requires to provide value and service to the community and the university. A new, modern facility will better serve the needs and interests of the community, support the education and training of students, greatly improve AZPM's visibility and community access, and model the transparency aspect of journalism.
- The new facility for AZPM will be located at the *UA Tech Park at The Bridges* located at 36<sup>th</sup> Street and Kino Parkway in Tucson. This site is approximately 3.5 miles from AZPM's current facility on U of A's main campus and will be accessible to students for internships, apprenticeships, and student employment opportunities via a *CatTran* shuttle service.
- This project encompasses 61,500 Gross Square Feet (GSF), which includes approximately 40,000 Net Assignable Square Feet (NASF).

### Project Delivery Method and Process

- This project is being delivered through a Design-Build (D-B) delivery method. This approach was selected for this project because it can provide early cost control as well as contractor design input and coordination throughout the project. This improves potentially adversarial project environments while still allowing for the selection of the most qualified architect-contractor team for this project. Through peer review of the D-B's cost estimate at each phase, and low-bid subcontractor work for the actual construction work, this method also provides a high level of cost and quality control.

**EXECUTIVE SUMMARY**

---

- The Design-Builder provides a Guaranteed Maximum Price (GMP) based upon the amount previously agreed upon in the D-B agreement. The Design-Builder is at risk to provide the completed project within that price. In the selection of major subcontractors, the Design-Builder uses a qualification-based selection process prescribed by the ABOR Procurement Code to allow major subcontractors a design-assist role during the design phase. All remaining subcontractor work is awarded on the basis of the lowest responsive and responsible subcontractor bids. For this work, a minimum of three subcontractors, except for specialty items or instances where proprietary products or systems are necessary.

**Project Status and Schedule**

- Construction commenced in July 2023 and will be complete in June 2025.

**Project Cost**

- This project encompasses 61,500 GSF, including 40,000 NASF.
- The construction cost for this project is \$49,700,000 (\$808 per GSF), and the total project cost is \$63,000,000 (\$1,024 per GSF).
- Comparable prior in-state university projects:

Project	University	GSF	Construction \$/GSF	Total \$GSF
N/A*				

\* No similar projects previously approved.

**Fiscal Impact and Financing Plan**

- The university plans to use \$43 million in gift funds and to finance \$20 million for the project using SRBs. The annual debt service on the SRBs is estimated to be \$1.2 million based on a conservative budget of 5 percent interest rate for a 30-year maturity. The University plans to use gifts received by AZPM to service the debt.
- The operations and maintenance (O&M) cost for the building is estimated to be \$531,054. Other local funds will be utilized to fund the O&M cost.

**Debt Ratio Impact**

- This estimated debt service of \$1.2 million on this project’s SRBs would increase the UA debt ratio by .04 percent.

## **EXECUTIVE SUMMARY**

---

### **Occupancy Plan**

- This facility will provide new space for AZPM. Some existing space will be released to be used for the educational mission. No existing facilities will be demolished.

### **Committee Review and Recommendation**

The University Governance and Operations Committee reviewed this item at its September 12, 2024, meeting and recommended forwarding the item to the board for approval.

### **Statutory/Policy Requirements**

- Pursuant to ABOR Policy 7-102.B.4, each university shall submit an individual project and financing plan.
- Individual project and financing plans are reviewed by the University Governance & Operations Committee and approved by the board.
- Approval of the individual project and financing plan authorizes the university to proceed with financing and execution of construction contracts for the project.

**EXECUTIVE SUMMARY**

---

**University of Arizona  
Capital Project Information  
Summary Arizona Public Media  
Building**

**Project Description / Location:**

This project will provide a new facility for Arizona Public Media and will be located at U of A's Bridges at the Tech Park.

<u>Individual Project Financing Report</u> June 2023	<u>Resubmitted Individual Project Financing Report</u> Sept 2024
---	---

**Project Schedule (Beginning Month/Year):**

Design	February 2022	February 2022
Construction	July 2023	July 2023
Occupancy	December 2025	December 2025

**Project Budget:**

Total Project Cost	\$63,000,000	\$63,000,000
Total Project Cost per GSF	\$1,024	\$1,024
Direct Construction Cost - New	\$49,700,000	\$49,700,000
Construction Cost per GSF - New	\$808	\$808

**Change in Annual Oper./Maint. Cost**

Utilities	\$ 213,554	\$184,500
Personnel	\$212,400	\$191,600
Other	\$105,100	\$94,800

**Funding Sources:**

Capital:

- |  |              |              |
|--|--------------|--------------|
| <ul style="list-style-type: none"> <li>• Gifts</li> </ul>                | \$63,000,000 | \$43,000,000 |
| <ul style="list-style-type: none"> <li>• System Revenue Bonds</li> </ul> |              | \$20,000,000 |

Operation/Maintenance:

- |   |           |           |
|---|-----------|-----------|
| <ul style="list-style-type: none"> <li>• Other Local Funds</li> </ul> | \$531,054 | \$531,054 |
|---|-----------|-----------|

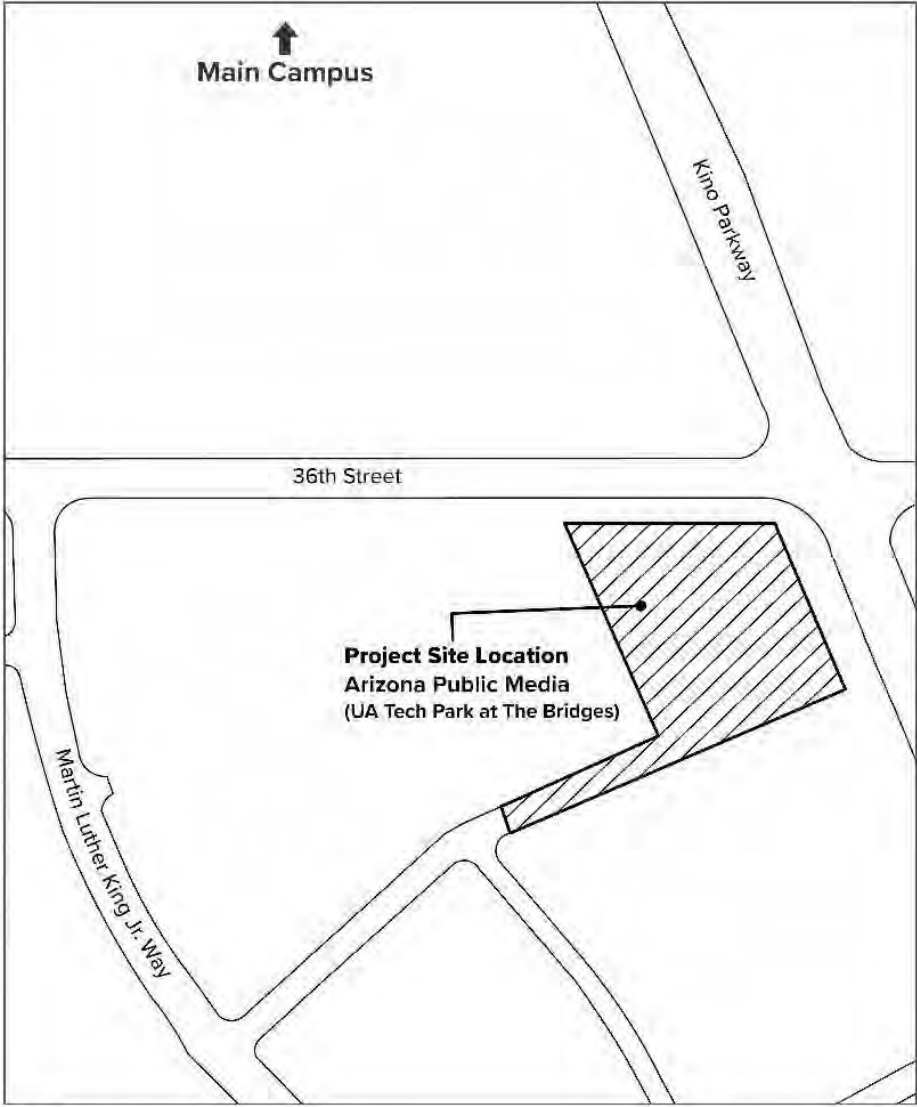
**EXECUTIVE SUMMARY**

**University of Arizona  
Capital Project Budget Summary  
Arizona Public Media Building**

<u>Date of Budget Estimate</u>	<u>Individual Project Financing Report</u> June 2023	<u>Resubmitted Individual Project Financing Report</u> Sept 2024
1. Land	\$ 0	\$ 0
2. Construction Cost		
A. New Construction	\$ 49,700,000	\$ 49,700,000
B. Renovation	\$ 0	\$ 0
C. Fixed Equipment	\$ 500,000	\$ 500,000
D. Site Development (exclude 2.E.)	\$ Incl. in 2A	\$ incl. in 2A
E. Parking & Landscaping	\$ Incl. in 2A	\$ incl. in 2A
F. Utilities Extensions	\$ Incl. in 2A	\$ incl. in 2A
G. Other (asbestos only)	\$ 0	\$ 0
<b>Subtotal Construction Cost</b>	<b>\$ 50,200,000</b>	<b>\$ 50,200,000</b>
3. Consultant Fees		
A. Construction Manager	\$ 550,000	\$ 550,000
B. Architect/Engineering Fees	\$ 4,400,000	\$ 4,400,000
C. Other (Programming, Special Consult.)	\$ 320,000	\$ 320,000
<b>Subtotal Consultant Fees</b>	<b>\$ 5,270,000</b>	<b>\$ 5,270,000</b>
4. Furniture Fixtures and Equipment	\$ 2,000,000	\$ 2,000,000
5. Contingency, Design Phase	\$ 0	\$ 0
6. Contingency, Construction Phase	\$ 2,450,000	\$ 2,450,000
7. Parking Reserve	\$ N/A	\$ N/A
8. Telecommunications Equipment	\$ 940,000	\$ 940,000
<b>Subtotal Items 4-8</b>	<b>\$ 5,390,000</b>	<b>\$ 5,390,000</b>
9. Additional University Costs		
A. Surveys and Tests	\$ 375,000	\$ 375,000
B. Move-in Costs	\$ 25,000	\$ 25,000
C. Public Art	\$ 0	\$ 0
D. Printing/Advertisement	\$ 10,000	\$ 10,000
E. Univ. Facilities & Project Management	\$ 1,500,000	\$ 1,500,000
F. State Risk Mgt. Ins	\$ 230,000	\$ 230,000
<b>Subtotal Additional University Costs</b>	<b>\$ 2,140,000</b>	<b>\$ 2,140,000</b>
<b>TOTAL CAPITAL COST</b>	<b>\$ 63,000,000</b>	<b>\$ 63,000,000</b>

**EXECUTIVE SUMMARY**

**U of A  
Project Site Location Map  
Arizona Public Media  
Building**



**Arizona Public Media Building**



This page intentionally left blank



## EXECUTIVE SUMMARY

---

**Item Name:**            **Individual Project and Financing for the Center for Advanced Molecular Immunological Therapies for the University of Arizona**

Action Item

**Requested Action:** The University of Arizona (U of A) asks the board for individual project and financing approval of its Center for Applied Molecular and Immunological Therapies (CAMI), as described in this executive summary. The 205,000 square foot, \$290 million major capital project will be financed with system revenue bonds, State and County ARPA funds, local funds, and gifts. The debt service will be paid over 30 years from retained tuition and state capital infrastructure funds.

### Background/History of Previous Board Action

- Capital Improvement Plan FY 2025 – 2028 September 2023
- This project is included in U of A's Annual Capital Plan (ACP) submitted at this meeting.

### Project Justification/Description/Scope

- U of A is seeking to build a new 205,000 Gross Square Feet (GSF) research and academic facility to house the next phase of expansion on the Phoenix Bioscience Core (PBC). The new building will include space for the new Center for Advanced Molecular and Immunological Therapies (CAMI) and other academic and core research laboratory support spaces to enhance U of A's research and academic enterprises in the Phoenix area.
- The new CAMI building will be located on the prominent southwest corner of Filmore Street and 7<sup>th</sup> Street.
- The new building will be high-rise construction and will house wet lab research space to accommodate thirty-six to forty principal investigators, clinical research space, and dry lab space. Wet lab space will be capable of supporting BSL2 type research and will include provisions for drug development in addition to a Good Manufacturing Process (GMP) laboratory for the use of developing drugs for use in clinical trials. An expansion of the existing underground research core (vivarium) is to be included in the program and will be shelled for future build out.

### Contact Information:

John Arnold, U of A

[johnarnold@arizona.edu](mailto:johnarnold@arizona.edu)

520-621-5977

## **EXECUTIVE SUMMARY**

---

- This project encompasses 205,000 GSF, which includes approximately 128,000 Net Assignable Square Feet (NASF). This first phase of construction includes 45,000 NASF of wet lab space, 15,000 NASF of clinical research and core lab space, and 25,000 NASF of shared academic and collaboration space. An additional 30,000 NASF of wet lab space and 7,000 NASF of vivarium space is shelled and planned for future expansion.

### **Project Delivery Method and Process**

- This project is being delivered through the Design-Build (D-B) delivery method. This approach was selected for this project because it can provide early cost control, save time through fast-track project scheduling while still providing contractor design input and coordination throughout the project, improving potentially adversarial project environments and still allowing for the selection of the most qualified architect-contractor team for this project. Through peer review of the D-B's cost estimate at each phase, and low-bid subcontractor work for the actual construction work, this method also provides a high level of cost and quality control.
- The Design-Builder provides a Guaranteed Maximum Price (GMP) based upon the amount previously agreed upon in the D-B agreement. The Design-Builder is at risk to provide the completed project within that price. In the selection of major subcontractors, the Design-Builder uses a qualification-based selection process prescribed by the ABOR Procurement Code to allow major subcontractors a design-assist role during the design phase. All remaining subcontractor work is awarded on the basis of the lowest responsive and responsible subcontractor bids. For this work, a minimum of three subcontractor bids will be required, except for specialty items or instances where proprietary systems are required, such as for energy management systems and door locks. A final report on project control procedures will be provided at project completion.
- The D-B Team was selected through the capital project selection committee process prescribed by the ABOR Procurement Code. A licensed contractor was included on the selection committee as required by ABOR Policy.

### **Project Status and Schedule**

- This project is on a fast track with multiple phases. The early construction and permit packages for site demolition, foundation, and site utilities are underway while Design Development for the building envelope and interior fit-out of the program spaces is occurring. The construction documents phase for the building's structural/skin and the interiors is scheduled to commence November 2024.
- Project construction is scheduled to commence during November 2024, with substantial completion anticipated for May 2027.

**EXECUTIVE SUMMARY**

---

**Project Cost**

- The construction cost for this project is \$230 million (\$1,132 per GSF), and the total project cost is \$290 million (\$1,415 per GSF).
- Comparable similar previously approved projects:

<b>Comparable Similar Previously Approved Projects</b>					
<b>Project</b>	<b>University</b>	<b>Total Project Budget</b>	<b>Project GSF</b>	<b>Total \$/GSF</b>	<b>Constr. \$/GSF</b>
Grand Challenges Research Building	U of A	\$99,000,000	107,877	\$918/gsf	\$748/gsf
Applied Research Building	U of A	\$85,000,000	89,000	\$955/gsf	\$746/gsf
Biomedical Sciences Partnership Building	U of A	\$133,000,000	245,000	\$543/gsf	\$467/gsf

**Fiscal Impact and Financing Plan**

- U of A plans to finance \$75.0 million for the project using system revenue bonds (SRBs). The annual debt service on the SRBs is estimated to be \$4.6 million based on a conservative budget of 5 percent interest rate for a 30-year maturity. U of A plans to use Indirect Cost Recover to pay the debt service. U of A plans to use State and County ARPA funds, local funds, additional bond funding, and gifts to finance the remaining \$215 million project costs.
- When the bond is issued for the project, the U of A's estimated outstanding debt at the end of the fiscal year will be \$1.62 billion. At the same time, the University would have retired \$78.2 million in debt principal.
- The estimated Operations and Maintenance (O&M) cost for the project is \$1,774,500. The U of A plans to fund the O&M with state appropriations.
- U of A will:
  - (a) sell one or more series of system revenue bonds to finance the project, costs of issuance and payments to a bond insurer or other credit enhancer, provided such payments result in a benefit that exceeds the amount of such payments;
  - (b) sell bonds at a price at, above or below par, on a tax-exempt or taxable basis, in one or more series, at a fixed or variable rate of interest;
  - (c) enter into necessary agreements, including those related to bond insurance or other credit enhancement agreements; and
  - (d) utilize a financial advisor, bond counsel, and bond trustee for the financing. The system revenue bonds will be marketed and sold on a negotiated basis, either to

## **EXECUTIVE SUMMARY**

---

one or more investment banking firms currently in a pool of bond underwriters procured by the three state universities or by the State of Arizona or by a direct sale to a bank or banks or other financial institutions.

### **Debt Ratio Impact**

- The estimated annual debt service of \$4.6 million on this project's SRBs would increase the U of A debt ratio by 0.1 percent. The projected highest debt ratio is 4.3 percent, excluding SPEED revenue bonds, and 5.1 percent if including SPEED revenue bonds. This remains well below the 8.0 percent debt ratio limit established by ABOR policy and state statute.

### **Occupancy Plan**

- The project will provide new research space for the newly created center.
- This facility will provide new space for new faculty and research. It is not anticipated that any existing space will be released, or that any existing facilities will be demolished.

### **Committee Review and Recommendation**

The University Governance and Operations Committee reviewed this item at its September 12, 2024, meeting and recommended forwarding the item to the board for approval.

### **Statutory/Policy Requirements**

- Pursuant to ABOR Policy 7-102.B.4, each university shall submit an individual project and financing plan.
- Individual project and financing plans are reviewed by the University Governance and Operations Committee and approved by the board.
- Approval of the individual project and financing plan authorizes the university to proceed with financing and execution of construction contracts for the project.

**EXECUTIVE SUMMARY**

---

**University of Arizona  
Capital Project Information Summary  
Center for Advanced Molecular Immunotherapies (CAMI)**

**Project Description / Location:**

This project will be a new research facility for the Center for Advanced Molecular and Immunological Therapies and will include clinical research and core facilities to support the Center along with the other research missions on the Phoenix campus. The project will be located at the Phoenix Bioscience Core in downtown Phoenix.

<u>FY 2025 Annual Capital Plan</u>	<u>Individual Project Financing Report</u>
September 2024	September 2024

**Project Schedule (Beginning Month/Year):**

Planning	August 2023	August 2023
Design	January 2024	January 2024
Construction	November 2024	November 2024
Occupancy	June 2027	June 2027

**Project Budget:**

Total Project Cost	\$ 290,000,000	\$ 290,000,000
Total Project Cost per GSF	\$ 1,415	\$ 1,415
Direct Construction Cost - New	\$ 232,000,000	\$ 232,000,000
Construction Cost per GSF - New	\$ 1,132	\$ 1,132
Direct Construction Cost - Renovation	\$ N/A	\$ N/A
Construction Cost per GSF - Renovation	\$ N/A	\$ N/A
Change in Annual Oper./Maint. Cost		
Utilities	\$ 820,000	\$820,000
Personnel	\$ 638,600	\$ 638,600
Other	\$ 315,900	\$ 315,900

**Funding Sources:**

Capital:

- |                           |                |                |
|---------------------------|----------------|----------------|
| • State/County ARPA Funds | \$ 154,000,000 | \$ 154,000,000 |
| • System Revenue Bonds    | \$136,000,000  | \$75,000,000   |
| • Local Funds and Gifts   | \$ 0           | \$ 61,000,000  |

Operation/Maintenance:

- |                                   |             |             |
|-----------------------------------|-------------|-------------|
| • State Appropriation and Tuition | \$1,774,500 | \$1,774,500 |
|-----------------------------------|-------------|-------------|

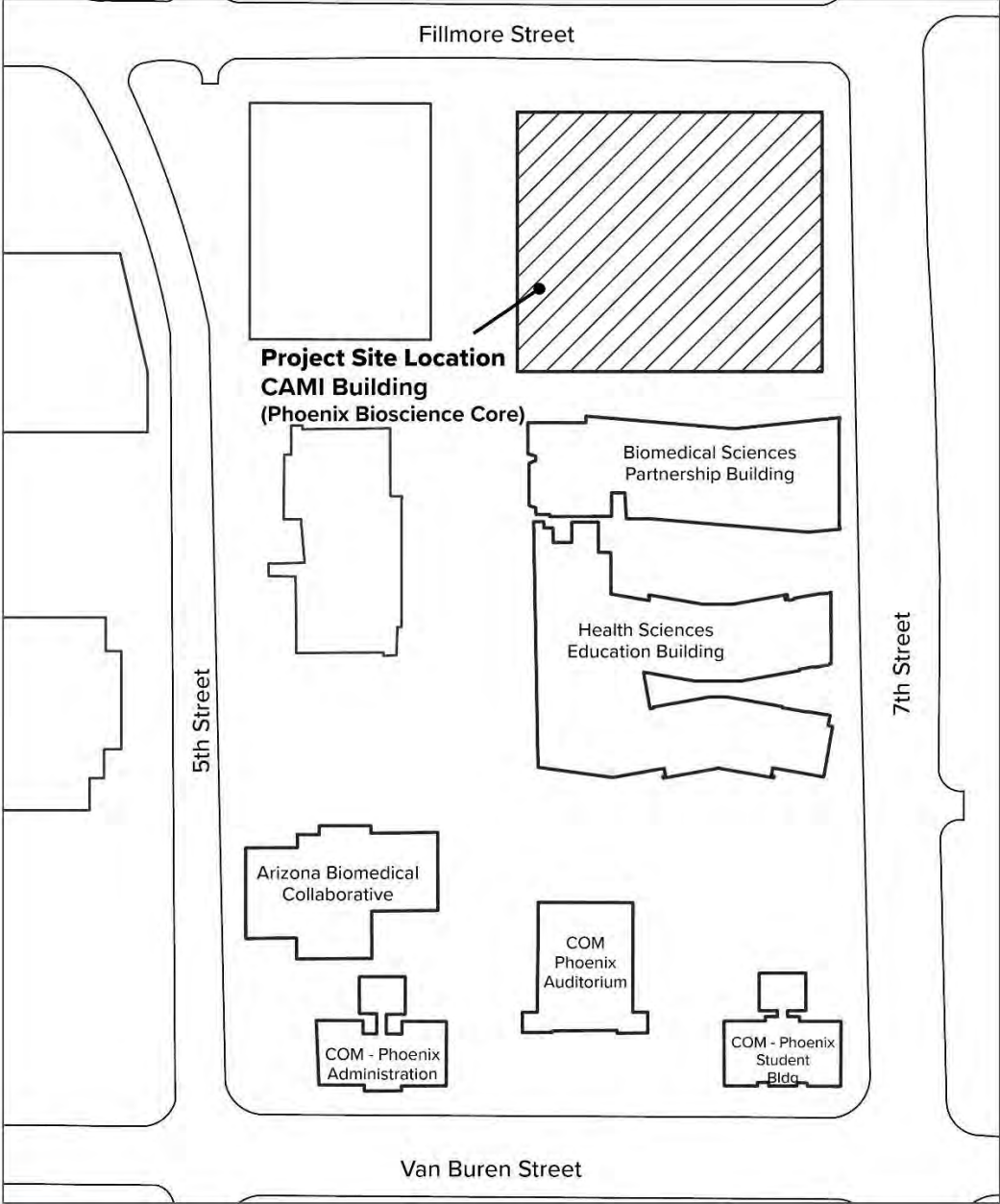
**EXECUTIVE SUMMARY**

**University of Arizona  
Capital Project Budget Summary  
Center for Advanced Molecular Immunotherapies (CAMI)**

<u>Date of Budget Estimate</u>	<u>FY 2025 Annual Capital Plan Sept 2024</u>	<u>Individual Project Financing Report Sept 2024</u>
1. Land	\$ 0	\$ 0
2. Construction Cost		
A. New Construction	\$ 228,000,000	\$ 228,000,000
B. Renovation	\$ 0	\$ 0
C. Fixed Equipment	\$ 3,000,000	\$ 3,000,000
D. Site Development (exclude 2.E.)	\$ 0	\$ 0
E. Parking & Landscaping	\$ 0	\$ 0
F. Utilities Extensions	\$ 1,000,000	\$ 1,000,000
G. Other (asbestos only)	\$ 0	\$ 0
<b>Subtotal Construction Cost</b>	<b>\$ 232,000,000</b>	<b>\$ 232,000,000</b>
3. Consultant Fees		
A. Construction Manager	\$ 0	\$ 0
B. Architect/Engineering Fees	\$ 29,000,000	\$ 29,000,000
C. Other (Programming, Special Consult.)	\$ 2,000,000	\$ 2,000,000
<b>Subtotal Consultant Fees</b>	<b>\$ 31,000,000</b>	<b>\$ 31,000,000</b>
4. Furniture Fixtures and Equipment	\$ 8,000,000	\$ 8,000,000
5. Contingency, Design Phase	\$ 4,000,000	\$ 4,000,000
6. Contingency, Construction Phase	\$ 7,000,000	\$ 7,000,000
7. Parking Reserve	\$ 0	\$ 0
8. Telecommunications Equipment	\$ 2,300,000	\$ 2,300,000
<b>Subtotal Items 4-8</b>	<b>\$ 21,300,000</b>	<b>\$ 21,300,000</b>
9. Additional University Costs		
A. Surveys and Tests	\$ 1,400,000	\$ 1,400,000
B. Move-in Costs	\$ 100,000	\$ 100,000
C. Public Art	\$ 0	\$ 0
D. Printing/Advertisement	\$ 0	\$ 0
E. Univ. Facilities & Project Management	\$ 3,000,000	\$ 3,000,000
F. State Risk Mgt. Ins	\$ 1,200,000	\$ 1,200,000
<b>Subtotal Additional University Costs</b>	<b>\$ 5,700,000</b>	<b>\$ 5,700,000</b>
<b>TOTAL CAPITAL COST</b>	<b>\$ 290,000,000</b>	<b>\$ 290,000,000</b>

**EXECUTIVE SUMMARY**

**University of Arizona  
Project Site Location Map  
Center for Advanced Molecular Immunotherapies (CAMI)**



**Center for Advanced Molecular & Immunological Therapies (CAMI) Building**



This page intentionally left blank



## EXECUTIVE SUMMARY

---

**Item Name:**            **Individual Project and Financing for Micro/Nano Fabrication Center Project for the University of Arizona**

Action Item

**Requested Action:** The University of Arizona (U of A) asks the board for individual project and financing approval of its Micro/Nano Fabrication Center Project, as described in this executive summary. The 15,500 square foot, \$25.0 million major capital project will be financed with an Arizona Commerce Authority grant.

### Background/History of Previous Board Action

- No prior board action has been taken.
- This project is included in U of A's Annual Capital Plan (ACP) submittal at this meeting. As part of its ACP submittal, U of A is requesting a waiver of ABOR Policy 7-102.B.2.a.(1) requiring prior Capital Improvement Plan (CIP) approval.

### Project Justification/Description/Scope

- This project is funded 100% by the Arizona Commerce Authority. The scope of the project is to modernize the Micro/Nano Fabrication Center clean room in the U of A Electrical Engineering Building on the Tucson campus. This modernization will facilitate expanded R&D and workforce development in support of the semiconductor industry in alignment with the CHIPS Act and the growth of semiconductor manufacturing within the state of Arizona. The Micro/Nano Fabrication Core Facility (MNFC) is operated as a Core Facility under RII and generates revenues from small and medium companies which utilize the equipment facility.
- This project will continue the U of A's pursuit to remain a preeminent research institution. This project is consistent with regional and national goals to develop a knowledgeable, skilled workforce capable of semiconductor design and manufacturing within the US, thus bolstering our national position in a competitive global market.
- It is critical that this project move forward immediately as 100% of the funding has been received by the Arizona Commerce Authority.

### Contact Information:

John Arnold, U of A

[johnarnold@arizona.edu](mailto:johnarnold@arizona.edu)

520-621-5977

## **EXECUTIVE SUMMARY**

---

### **Project Delivery Method and Process**

- This project is being delivered through the Design-Build (D-B) delivery method. This approach was selected for this project because it can provide early cost control, save time through fast-track project scheduling while still providing contractor design input and coordination throughout the project, improving potentially adversarial project environments and still allowing for the selection of the most qualified architect-contractor team for this project. Through peer review of the D-B's cost estimate at each phase, and low-bid subcontractor work for the actual construction work, this method also provides a high level of cost and quality control.
- The Design-Builder provides a Guaranteed Maximum Price (GMP) based upon the amount previously agreed upon in the Design-Build agreement. The Design-Builder is at risk to provide the completed project within that price. In the selection of major subcontractors, the Design-Builder uses a qualification-based selection process prescribed by the ABOR Procurement Code to allow major subcontractors a design-assist role during the design phase. All remaining subcontractor work is awarded on the basis of the lowest responsive and responsible subcontractor bids. For this work, a minimum of three subcontractor bids will be required, except for specialty items or instances where proprietary systems are required, such as for energy management systems and door locks. A final report on project control procedures will be provided at project completion.
- The D-B Team was selected through the capital project selection committee process prescribed by the ABOR Procurement Code. A licensed contractor was included on the selection committee as required by ABOR Policy.

### **Project Status and Schedule**

- The Design Phase is currently underway.
- Project construction is scheduled to commence during September 2024. Substantial completion is anticipated in December 2025.

### **Project Cost**

- This project encompasses 15,500 gross square feet (gsf), including 7,000 net assignable square feet (nasf).
- The construction cost for this project is \$20.6 million (\$1,327.42 per gsf), and the total project cost is \$25.0 million (\$1,612.90 per gsf).
- Comparable prior in-state university projects:

**EXECUTIVE SUMMARY**

<b>Comparable Similar Previously Approved Projects</b>					
<b>Project</b>	<b>University</b>	<b>Total Project Budget</b>	<b>Project GSF</b>	<b>Total \$/GSF</b>	<b>Constr. \$/GSF</b>
Bldg. 173 1 <sup>st</sup> Flr, TV Chamber Fit Out	U of A	\$6,570,000	4,000	\$1,642.50	\$1,150.00
UAHS Bldg. 201 1 <sup>st</sup> Flr. Medical Imaging Office Renovation	U of A	\$10,000,000	16,500	\$606	\$433
HSIB PT Education Renovation	U of A	\$9,550,000	12,650	\$754.94	\$579.05
UAHS Bldg. 201 Renovations	U of A	\$25,710,000	30,014	\$856.60	\$493.10

**Fiscal Impact and Financing Plan**

- The University will use \$25.0 million in Arizona Commerce Authority grant funding for this project.
- The estimated Operations and Maintenance (O&M) cost for the project is \$134,200. The UA plans to use tuition to fund the O&M.

**Debt Ratio Impact**

- The project will have no impact on the University’s debt ratios because no debt will be issued to finance this project.

**Occupancy Plan**

- This project will not require the relocation of space occupants or programming. The function for which this space is programmed will be put on temporary pause during the construction. Space occupants will continue their other regular duties elsewhere in the building/campus.

**Committee Review and Recommendation**

The University Governance and Operations Committee reviewed this item at its September 12, 2024, meeting and recommended forwarding the item to the board for approval.

## **EXECUTIVE SUMMARY**

---

### **Statutory/Policy Requirements**

- Pursuant to ABOR Policy 7-102.B.4, each university shall submit an individual project and financing plan.
- Individual project and financing plans are reviewed by the University Governance and Operations Committee and approved by the board.
- Approval of the individual project and financing plan authorizes the university to proceed with financing and execution of construction contracts for the project.

**EXECUTIVE SUMMARY**

---

**University of Arizona  
Capital Project Information Summary  
Micro/Nano Fabrication Center Renovation Project**

**Project Description / Location:**

This project will renovate the Micro/Nano Fabrication Center and will be located in the ECE Building.

<u>FY 2025 Annual Capital Plan September 2024</u>	<u>Individual Project Financing Report September 2024</u>
---	---

**Project Schedule (Beginning Month/Year):**

Planning	August 2023	August 2023
Design	April 2024	April 2024
Construction	September 2024	September 2024
Occupancy	December 2025	December 2025

**Project Budget:**

Total Project Cost	\$ 25,000,000	\$25,000,000
Total Project Cost per GSF	\$ 1,612.90	\$1,612.90
Direct Construction Cost - Renovation	\$ 20,575,000	\$ 20,575,000
Construction Cost per GSF - Renovation	\$ 1,327.42	\$ 1,327.42
Change in Annual Oper./Maint. Cost		
Utilities	\$62,000	\$62,000
Personnel	\$48,300	\$48,300
Other	\$23,900	\$23,900

**Funding Sources:**

Capital:		
• Arizona Commerce Authority	\$25,000,000	\$25,000,000
Operation/Maintenance:		
• Tuition	\$134,200	\$134,200

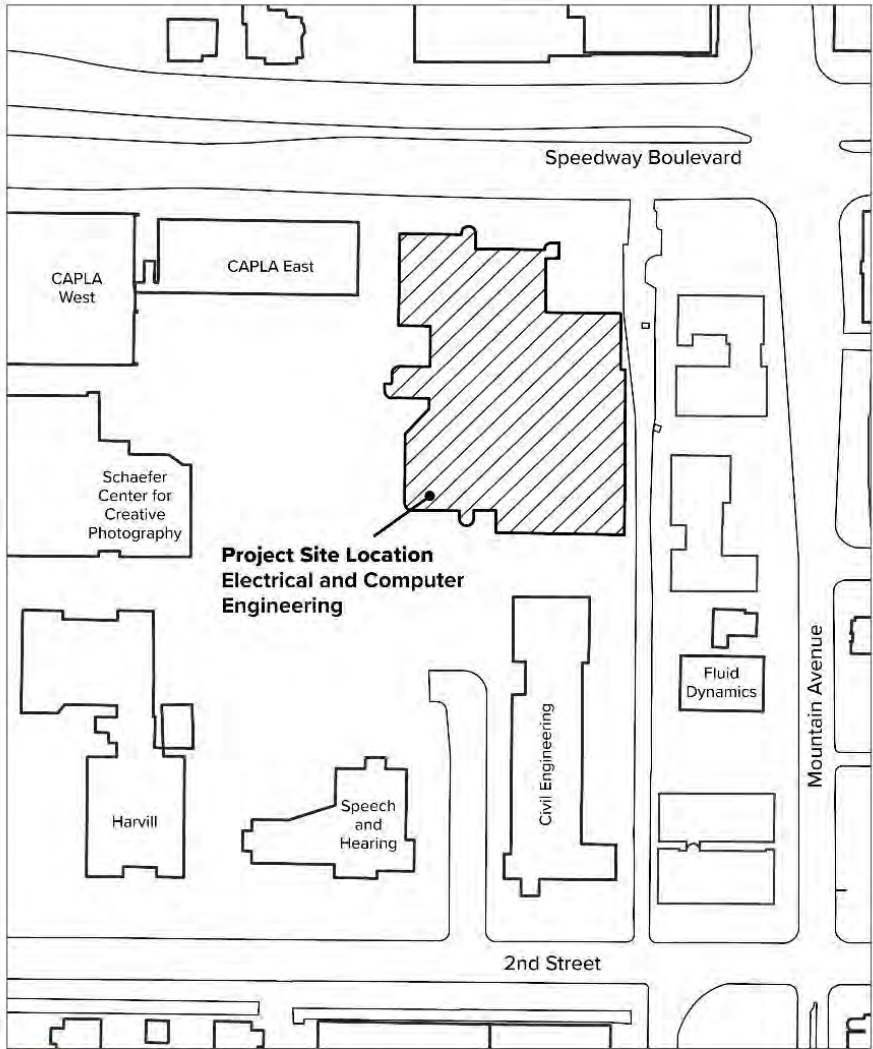
**EXECUTIVE SUMMARY**

**University of Arizona  
Capital Project Budget Summary  
Micro/Nano Fabrication Center Renovation Project**

<u>Date of Budget Estimate</u>	<u>FY 2025 Annual Capital Plan September 2024</u>	<u>Individual Project Financing Report September 2024</u>
1. Land	\$ 0	\$ 0
2. Construction Cost		
A. New Construction	\$ 0	\$ 0
B. Renovation	\$ 20,575,000	\$ 20,575,000
C. Fixed Equipment	\$ 0	\$ 0
D. Site Development (exclude 2.E.)	\$ 0	\$ 0
E. Parking & Landscaping	\$ 0	\$ 0
F. Utilities Extensions	\$ 0	\$ 0
G. Other (asbestos only)	\$ 0	\$ 0
<b>Subtotal Construction Cost</b>	<b>\$ 20,575,000</b>	<b>\$ 20,575,000</b>
3. Consultant Fees		
A. Construction Manager	\$ 0	\$ 0
B. Architect/Engineering Fees	\$ 2,250,000	\$ 2,250,000
C. Other (Programming, Special Consult.)	\$ 150,000	\$ 150,000
<b>Subtotal Consultant Fees</b>	<b>\$ 2,400,000</b>	<b>\$ 2,400,000</b>
4. Furniture Fixtures and Equipment	\$ 0	\$ 0
5. Contingency, Design Phase	\$ 400,000	\$ 400,000
6. Contingency, Construction Phase	\$ 560,000	\$ 560,000
7. Parking Reserve	\$ 0	\$ 0
8. Telecommunications Equipment	\$ 450,000	\$ 450,000
<b>Subtotal Items 4-8</b>	<b>\$ 1,410,000</b>	<b>\$ 1,410,000</b>
9. Additional University Costs		
A. Surveys and Tests	\$ 325,000	\$ 325,000
B. Move-in Costs	\$ 0	\$ 0
C. Public Art	\$ 0	\$ 0
D. Printing/Advertisement	\$ 2,000	\$ 2,000
E. Univ. Facilities & Project Management	\$ 194,000	\$ 194,000
F. State Risk Mgt. Ins	\$ 94,000	\$ 94,000
<b>Subtotal Additional University Costs</b>	<b>\$ 615,000</b>	<b>\$ 615,000</b>
<b>TOTAL CAPITAL COST</b>	<b>\$ 25,000,000</b>	<b>\$ 25,000,000</b>

**EXECUTIVE SUMMARY**

**University of Arizona  
Project Site Location Map  
Micro/Nano Fabrication Center Renovation Project**



**Electrical and Computer Engineering  
Micro-Nano Center Renovation**



This page intentionally left blank



## EXECUTIVE SUMMARY

---

**Item Name:**            **New Academic Organizational Unit for the University of Arizona**

   Action Item

**Requested Action:** The University of Arizona (U of A) asks the committee to recommend for board approval a new academic organizational unit for the Fall 2024 semester, as described in this executive summary.

### **Background/History of Previous Board Action**

As provided in board policy, new academic organizational unit requests may be submitted throughout the year with the approval of the University Governance and Operations Committee.

### **Discussion**

The University of Arizona seeks to add the following new standalone academic organizational unit:

- Arizona Transportation Institute

All academic degree programs go through multiple review and approval processes to ensure their currency, quality, and relevance. Each year, the provost initiates the academic planning process. The academic deans, in consultation with the directors of the academic units, submit information on all proposed new degrees, concentrations, minors, and certificates for the ensuing year, as well as changes to existing degree titles, program disestablishments, and creation of new organizations, organizational changes and disestablishments.

Once reviewed and approved by the provost, these initiatives begin the review process, including, as applicable, the curriculum committees in the academic unit, college, Graduate College, and University Senate. At each level, a substantive review of the proposed program is completed to ensure quality and to avoid redundancy with other programs. At any step in the approval process, programs can be tabled and/or returned to the academic unit for further clarification and/or revision.

### **Committee Review and Recommendation**

The University Governance and Operations Committee reviewed this item at its September 12, 2024, meeting and recommended forwarding the item to the board for approval.

### **Contact Information:**

Ron Marx, U of A

Andrew Comrie, ABOR

[ronmarx@arizona.edu](mailto:ronmarx@arizona.edu)

[andrew.comrie@azregents.edu](mailto:andrew.comrie@azregents.edu)

520-621-3325

602-229-2500

**EXECUTIVE SUMMARY**

---

**Statutory/Policy Requirements**

ABOR Policy 2-223 “Academic Locations, Degree Programs, and Organizational Units”

**EXECUTIVE SUMMARY**

---

**Request to Establish New Academic Organizational Unit**

**University: University of Arizona**

<b>Name of Organizational Unit:</b> Arizona Transportation Institute (AzTI)
<b>Academic Department:</b> UA College of Engineering
<b>Geographic Site:</b> U of A Main Campus in Tucson
<b>Proposed Inception Term:</b> Fall 2024
<b>Brief Description:</b> The state's three public universities (U of A, ASU, and NAU) have coordinated through a Letter of Understanding to participate in a transportation research consortium known as the <b>Arizona Transportation Institute (AzTI)</b> to serve as a collaborative platform to manage and oversee the allocation and utilization of federal research funds provided through ADOT.  <b>AzTI</b> is charged with the responsibility of carrying out transportation research processes that will support transportation research needs for ADOT and for the State of Arizona to produce useful information and recommendations that can address transportation concerns for ADOT, local jurisdictions, other states, and researchers, and to support the development and operations of an integrated, multimodal transportation system that facilitates the efficient, economic movement of people and goods; and supports community development and social goals.
<b>Reason for Establishing the Organizational Unit:</b> <ul style="list-style-type: none"><li>• Serve as a one-stop research, training, and capacity-building resource for state governments (primarily Arizona), regional governments, educational institutions, Federal government, and private sector industries in all aspects of transportation to <u>shape the future state, regional, and national transportation research and training agenda.</u></li><li>• Develop <u>and implement cutting-edge, innovative transportation technologies, planning methods, and engineering approaches</u> to improve Arizona's transportation system and facilities and create better communities.</li><li>• Foster <u>the next generation of multidisciplinary transportation experts</u> by proactively engaging, nurturing, and retaining a diverse cohort of students, including women, minorities, and underrepresented groups, fostering an inclusive and talented transportation workforce.</li><li>• <u>Support economic growth</u> and vitality through improvements toward safer and more accessible, and equitable mobility and transportation-related commerce.</li></ul>

**EXECUTIVE SUMMARY**

---

**Resources**

- ADOT has committed \$11.5M for FY2024-FY2027.
- The U of A will commit additional funds over FY2024-FY2026 as follows:
  - \$200k/yr in TRIF dollars.
  - \$25k/yr from the College of Engineering.
  - \$25k/yr from Research, Impact & Innovation.

## EXECUTIVE SUMMARY

---

**Item Name:** Amended Individual Project and Financing for University of Arizona Health Sciences' Building 201 Remodel – 1<sup>st</sup> Floor Relocation/Expansion Medical Imaging Administration and Faculty Offices Renovation Project for the University of Arizona

Action Item

**Requested Action:** The University of Arizona (U of A) asks the board to approve the amended individual project and financing of its UAHS Building 201 Remodel – 1st Floor Relocation/Expansion Medical Imaging Administration and Faculty Offices Renovation Project, as described in this executive summary. The 16,500 square foot, \$10 million major capital project will be financed through system revenue bonds. The debt service will be paid over 30 years from local funds.

### Background/History of Previous Board Action

- Capital Improvement Plan FY 2023 – 2025 September 2021
- Annual Capital Plans September 2022 and 2023
- Project and Financing November 2023
- The U of A originally planned to use institutional funding to complete this project. It now plans to finance the entire \$10 million for the project using System Revenue Bonds (SRBs). As such, the U of A is asking for an amended individual project and financing approval.

### Project Justification/Description/Scope

- This project is a continuation of U of A's ongoing plan to renovate existing space within Building 201 at the University of Arizona Health Sciences complex that was vacated by Banner Health.
- This project will renovate approximately 16,500 square feet of existing space on the 1<sup>st</sup> Floor of Building 201 to provide administrative and faculty offices for the Department of Medical Imaging that will incorporate the latest thinking/design concepts regarding this type of space.

### Contact Information:

John Arnold, U of A

[johnarnold@arizona.edu](mailto:johnarnold@arizona.edu)

520-621-5977

## **EXECUTIVE SUMMARY**

---

### **Project Delivery Method and Process**

- This project is being delivered through the Design-Build (D-B) delivery method. This approach was selected for this project because it can provide early cost control, save time through fast-track project scheduling while still providing contractor design input and coordination throughout the project, improving potentially adversarial project environments and still allowing for the selection of the most qualified architect-contractor team for this project. Through peer review of the D-B's cost estimate at each phase, and low-bid subcontractor work for the actual construction work, this method also provides a high level of cost and quality control.
- The Design-Builder provides a Guaranteed Maximum Price (GMP) based upon the amount previously agreed upon in the Design-Build agreement. The Design-Builder is at risk to provide the completed project within that price. In the selection of major subcontractors, the Design-Builder uses a qualification-based selection process prescribed by the ABOR Procurement Code to allow major subcontractors a design-assist role during the design phase. All remaining subcontractor work is awarded on the basis of the lowest responsive and responsible subcontractor bids. For this work, a minimum of three subcontractor bids will be required, except for specialty items or instances where proprietary systems are required, such as for energy management systems and door locks. A final report on project control procedures will be provided at project completion.
- The D-B Team has been selected through the capital project selection committee process prescribed by the ABOR Procurement Code. A licensed contractor was included on the selection committee as required by ABOR Policy.

### **Project Status and Schedule**

- Design and planning phase is complete.
- Project construction is scheduled to commence summer 2024 and will be completed during summer 2025.

### **Project Cost**

- This project encompasses 16,500 gross square feet (gsf), including 11,500 net assignable square feet (nasf).
- The construction cost for this project is \$7.15 million (\$433 per gsf), and the total project cost is \$10 million (\$606 per gsf).

**EXECUTIVE SUMMARY**

- Comparable previously approved projects:

<b>Comparable Similar Previously Approved Projects</b>					
<b>Project</b>	<b>University</b>	<b>Total Project Budget</b>	<b>Project GSF</b>	<b>Total \$/GSF</b>	<b>Constr. \$/GSF</b>
UAHS Bldg 201 Renovations	U of A	\$23,000,000	39,700	\$580/GSF	\$389/GSF
U of A Administration Bldg Renovation	U of A	\$2,200,000	3,800	\$579/GSF	\$382/GSF

**Fiscal Impact and Financing Plan**

- U of A plans to finance \$10 million for the project using SRBs. The annual debt service on the SRBs is estimated to be \$0.6 million based on a conservative budget of 5 percent interest rate for a 30-year maturity. The U of A plans to use institutional funds to pay the debt service.
- The estimated Operations and Maintenance (O&M) cost for the project is \$136,900. The U of A plans to fund the O&M with Facility & Administrative rate funds.

**Debt Ratio Impact:**

- The estimated annual debt service of \$0.6 million on this project’s SRBs would increase the UA debt ratio by .02 percent.

**Occupancy Plan**

- It is anticipated that after project completion, the Department of Medical Imaging will then vacate 13,000 gsf of space for use by the UAHS Physical Therapy Program.

**Committee Review and Recommendation**

The University Governance and Operations Committee reviewed this item at its September 12, 2024, meeting and recommended forwarding the item to the board for approval.

**Statutory/Policy Requirements**

- Pursuant to ABOR Policy 7-102.B.4, each university shall submit an individual project and financing plan.

**EXECUTIVE SUMMARY**

---

- Individual project and financing plans are reviewed by the University Governance and Operations Committee and approved by the board.
- Approval of the individual project and financing plan authorizes the university to proceed with financing and execution of construction contracts for the project.



**EXECUTIVE SUMMARY**

---

**University of Arizona  
Capital Project Information Summary  
UAHS Building 201 Remodel – 1<sup>st</sup> Floor Relocation/Expansion Medical  
Imaging Administration and Faculty Offices Renovation Project**

**Project Description / Location:**

- This project will renovate approximately 16,500 square feet of existing space within Building 201 at University Arizona Health Sciences complex in Tucson that was vacated by Banner Health and will provide administrative and faculty offices for the Department of Medical Imaging that will incorporate the latest thinking/design concepts regarding this type of space.

Individual Project Financing <u>Report</u> November 2023	Resubmitted Individual Project <u>Financing Report</u> September 2024
---	--

**Project Schedule (Beginning Month/Year):**

Planning	Fall 2022	Spring 2023
Design	Spring 2023	Spring 2024
Construction	Winter 2023/24	Summer 2024/25
Occupancy	Winter 2024/25	Winter 2025

**Project Budget:**

Total Project Cost	\$ 10,000,000	\$ 10,000,000
Total Project Cost per GSF	\$ 606	\$ 606
Direct Construction Cost - Renovation	\$ 7,150,000	\$ 7,150,000
Construction Cost per GSF - Renovation	\$ 433	\$ 433
Change in Annual Oper./Maint. Cost		
Utilities	\$ 54,600	\$ 66,000
Personnel	\$ 55,100	\$ 51,400
Other	\$ 27,200	\$ 25,400

**Funding Sources:**

Capital:

- Institutional Funding \$ 10,000,000
  
- System Revenue Bonds \$10,000,000

Operation/Maintenance:

- F&A \$ 136,900 \$ 142,800

**EXECUTIVE SUMMARY**

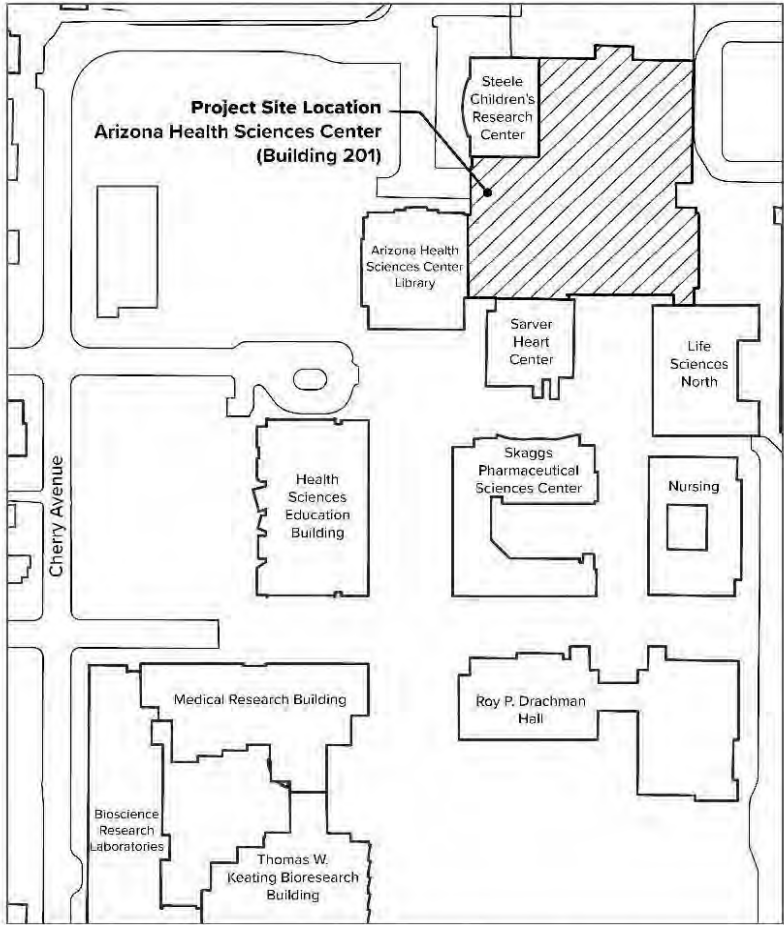
---



**University of Arizona  
Capital Project Budget Summary  
UAHS Building 201 Remodel – 1<sup>st</sup> Floor Relocation/Expansion Medical  
Imaging Administration and Faculty Offices Renovation Project**

<u>Date of Budget Estimate</u>	<u>Individual Project Financing Report</u> November 2023	<u>Individual Project Financing Report</u> September 2024
1. Land	\$ 0	0
2. Construction Cost		
A. New Construction	\$ 0	0
B. Renovation	\$ 7,150,000	7,150,000
C. Fixed Equipment	\$ 0	0
D. Site Development (exclude 2.E.)	\$ 0	0
E. Parking & Landscaping	\$ 0	0
F. Utilities Extensions	\$ 0	0
G. Other (asbestos only)	\$ <u>100,000</u>	<u>100,000</u>
<b>Subtotal Construction Cost</b>	<b>\$ 7,250,000</b>	<b>7,250,000</b>
3. Consultant Fees		
A. Construction Manager	\$ 108,000	0
B. Architect/Engineering Fees	\$ 795,000	795,000
C. Other (Programming, Special Consult.)	\$ <u>0</u>	<u>0</u>
<b>Subtotal Consultant Fees</b>	<b>\$ 903,000</b>	<b>795,000</b>
4. Furniture Fixtures and Equipment	\$ 715,000	715,000
5. Contingency, Design Phase	\$ 216,000	216,000
6. Contingency, Construction Phase	\$ 362,000	362,000
7. Parking Reserve	\$ 0	0
8. Telecommunications Equipment	\$ <u>190,000</u>	<u>190,000</u>
<b>Subtotal Items 4-8</b>	<b>\$ 1,483,000</b>	<b>1,483,000</b>
9. Additional University Costs		
A. Surveys and Tests	\$ 10,000	10,000
B. Move-in Costs	\$ 20,000	20,000
C. Public Art	\$ 0	0
D. Printing/Advertisement	\$ 5,000	5,000
E. Univ. Facilities & Project Management	\$ 277,000	403,000
F. State Risk Mgt. Ins	\$ <u>52,000</u>	<u>34,000</u>
<b>Subtotal Additional University Costs</b>	<b>\$ 364,000</b>	<b>472,020</b>
<b>TOTAL CAPITAL COST</b>	<b>\$ 10,000,000</b>	<b>10,000,000</b>

**EXECUTIVE SUMMARY**

**University of Arizona  
Project Site Location Map  
UAHS Building 201 Remodel – 1<sup>st</sup> Floor Relocation/Expansion Medical  
Imaging Administration and Faculty Offices Renovation Project**



 **UAHS Building 201 Remodel 1st Floor Relocation / Expansion Medical Imaging Admin & Faculty Office**  **NORTH**